

ARKANSAS RAZORBACKS

Associate Communications Director Jeri Thorpe | jthorpe@uark.edu | Cell-479-283-3344

'16-'17 SCHEDULE

All: 10-2 | SEC: 0-0 | H: 7-1 | A: 1-1 | N: 2-0 | Ranked: 0-0

NOVEMBER (0-0)		W/L	SCORE
3	OKLA. BAPTIST (EXH)	W	79-32
11	SAM HOUSTON STATE	SECN+ W	71-39
13	LOUISIANA-MONROE	- W	92-46
17	SOUTH DAKOTA	SECN+ W	70-67
21	STETSON	SECN+ W	79-62
25	vs. Memphis!	- W	91-61
26	vs. Navy!	- W	70-67
30	at Tulsa	CST W	57-50

DECEMBER (0-0)

3	TEXAS TECH*	SECN W	66-60
7	BUTLER	SECN+ W	68-50
11	at Missouri State	ESPN3 L	64-62
18	NORTHWESTERN STATE	SECN+ W	65-36
21	ORAL ROBERTS	SECN+ L	70-60
28	HOUSTON BAPTIST	SECN+	7:00 PM

JANUARY (0-0)

1	at Ole Miss*	SECN	4 p.m.
5	MISSISSIPPI STATE*	SECN+	7 P.M.
8	LSU *	SECN+	2 P.M.
12	at Texas A&M*	SECN+	7 p.m.
15	at Alabama*	SECN	4 p.m.
19	VANDERBILT*	SECN+	7 P.M.
23	MISSOURI*	SECN	6 P.M.
29	at LSU*	SECN	1 p.m.

FEBRUARY (0-0)

2	GEORGIA*	SECN+	7 P.M.
5	SOUTH CAROLINA*	ESPN2	1 P.M.
9	at Florida*	SECN+	6 p.m.
12	at Missouri*	SECN	5 p.m.
16	KENTUCKY*	SECN+	7 P.M.
19	at Tennessee*	SECN	2 p.m.
23	at Vanderbilt*	SECN+	7 p.m.
26	AUBURN*	SECN	2 P.M.

MARCH (0-0)

1-5	SEC Tournament	SECN/ESPNU/ESPN2	TBA
-----	----------------	------------------	-----

! - Nugget Classic (Reno, Nevada)
 ^ - SEC/Big 12 Challenge (Campus Sites)
 * - Southeastern Conference Game
 All home games played in BWA (19,200)
 All times central and subject to change.

SEASON HONORS

Jessica Jackson

- ▶ Preseason All-SEC First Team selection (Coaches)
- ▶ CollegeSportsMadness.com SEC Player of the Week (Dec. 5)

Jailyn Mason

- ▶ SEC Freshman of the Week (Nov. 29)

GAME 13 | ARKANSAS (10-2 | 0-0) VS. HOUSTON BAPTIST (2-7 | 0-0)

RAZORBACKS

Head Coach: Jimmy Dykes

@CoachJimmyDykes

At Arkansas: 40-34 (3)


Career Record: 40-34 (3)

W/L Streak: L1

SERIES INFO

All Time: First Meeting

 <http://es.pn/2ggJXxd>

 Razorback Sports Network \ PxP: Phil Elson

LR - KABZ-FM-103.7 \ Fayetteville - KOSM-FM-92.1 \ Ft. Smith - KFPW-AM-1230/FM-94.5 \ Rogers - KURM-AM-790/FM-100.3

 <http://statb.us/e/146145>



HUSKIES

Coach: Donna Finnie

School Record: 43-57 (4)

Career Record: 43-57 (4)

W/L Streak: L1

STORYLINES

JESSICA JACKSON

- ▶ Twelve games with double figures - Matches her season best streak
- ▶ Ranks fifth in career points (1,640), seventh in blocks (120) and 15th in career rebounds (642)
- ▶ Season goal is to shoot more FT (45-64) than 3's (20-53)
- ▶ 89 games with double figure scoring
- ▶ 23 games with 20+ points (three as a senior)
- ▶ Jessica Jackson ranks sixth in the SEC, averaging 16.8 points per game (12/23/16).
- ▶ Jessica Jackson ranks sixth in the SEC in free throw attempts (64), sixth in the SEC in free throws made (45) and fifth for field goal attempts (167) (12/22/16)



DEFENSE DEFINES US

- ▶ 324 defensive rebounds; Fifth in SEC & 31st in NCAA with +9.4 rebounding margin (12/22/16)
- ▶ Holding opponents to .365 from the field
- ▶ Seven of 12 opponents below their season shooting average - 7-0 when that happens
- ▶ Held three opponents to less than 30% from the floor
- ▶ Forced 180 turnovers

TOUGH SCHEDULE



- ▶ Arkansas faces four nonconference and 14 total opponents who advanced to the postseason last year
- ▶ The Razorbacks defeated the 2016 WNIT Champion South Dakota, who returned all of its starters from a year ago
- ▶ This week in the polls - (AP/USA TODAY): Mississippi State (5/TBA), South Carolina (6/TBA), Kentucky (17/TBA), Tennessee (RV 11/TBA), Texas A&M (RV 7/TBA), Ole Miss (RV 3/TBA), Vanderbilt (RV 2/TBA)

NEWCOMERS CONTRIBUTE

- ▶ McDonald's All-American **Aaliyah Wilson** made her collegiate debut against Stetson
- ▶ Even though **Bailey Zimmerman** and **Keiryn Swenson** are sophomores, they are seeing significantly more playing time and better numbers this season
- ▶ **Bailey Zimmerman** ranks 21st in the NCAA with a 5.0 assist/turnover ratio
- ▶ **Jailyn Mason** -- Career bests for points (11), FG (5), FGA (10), Rebounds (6) against Stetson. Mason earned **SEC Freshman of the Week** honors Nov. 29 after helping Arkansas to the Nugget Classic title in Reno

OTHER NOTES

- ▶ Arkansas has played just **two games** with a full roster: Aaliyah Wilson missed three (SHSU, ULM, USD) games with illness that prevented her from practicing for most of the preseason and missed the Missouri State game with a death in the family; Briunna Freeman missed two games (SU, MEM) with symptoms followed by five games (TTU, BU, MSU, NSU, ORU) after minor surgery; Devin Cosper missed the opener (SHSU) with a death in the family. Monk missed the ORU game with an injury and Sydney Stout was out two games (NSU, ORU with injury), Kiara Williams missed the ORU game for personal reasons



LAST GAME'S STARTERS NUMERICAL

NO.	NAME	POS	HT	CL	HOMETOWN/HS/PREVIOUS SCHOOL	PPG	RGP	APG	FG%	3FG%	FT%
00	Jessica Jackson	F	6-3	Sr	Jacksonville, Ark./Jacksonville HS	16.8	6.5	1.4	.407	.377	.703
2	Aaliyah Wilson	G/F	5-10	Fr	Muskogee, Okla./Muskogee HS	3.9	3.6	1.9	.250	.300	.750
3	Malica Monk	G	5-5	So	N. Little Rock, Ark./NLR HS	10.2	2.5	3.5	.506	.333	.774
4	Keiryn Swenson	G/F	6-1	So	Wichita, Kan. /Maize HS	7.9	4.3	0.5	.545	.520	.769
10	Kiara Williams	F/C	6-1	Fr	Little Rock, Ark./LR Central HS	2.8	2.8	0.1	.556	.000	.200
12	Briunna Freeman	G	5-9	So	Pelham, Ga./Pelham HS	8.2	2.6	0.2	.696	-	.643
14	Jailyn Mason	PG	5-9	Fr	Mason, Ohio/William Mason HS	7.6	4.7	2.8	.435	.467	.571
20	Sydney Stout	F	6-0	Fr	Bixby, Okla./Bixby HS	1.0	0.3	-	.333	.333	-
21	Devin Cospier	G	5-10	Jr	Coffeyville, Kan. / Field Kindley HS / Coffeyville CCC	6.3	2.3	2.3	.375	.208	.667
22	Bailey Zimmerman	G/F	6-0	So	St. Vincent, Ark. /Wonderview HS	5.3	4.5	1.5	.379	.303	.476
35	Alecia Cooley	C	6-3	Sr	Evanston, Ill./Evanston Township/State Fair CC	7.8	5.8	1.2	.463	.000	.780
42	Yasmeen Ratliff	C	6-5	Fr	Alpharetta, Ga./St. Francis Day	DNP					

ROSTER SUPERLATIVES

BY YEAR

SR	2	Jackson, Cooley
JR	1	Cospier
SO	4	Monk, Swenson, Freeman, Zimmerman
FR	5	Wilson, Williams, Mason, Stout, Ratliff

BY STATE

Arkansas	4	Jackson, Monk, Williams, Zimmerman
Illinois	1	Cooley
Georgia	2	Freeman, Ratliff
Kansas	2	Swenson, Cospier
Ohio	1	Mason
Oklahoma	2	Wilson, Stout

BY POSITION

Guard	4	Monk, Freeman, Mason, Cospier
G/F	3	Wilson, Swenson, Zimmerman
Forward	3	Jackson, Williams, Stout
Center	2	Cooley, Ratliff

PRONUNCIATION GUIDE

Aaliyah	uh-LEE-uh
Malica	mal-i-ka
Keiryn	KEER-rynn
Kiara	key-ARE-uh
Briunna	BRE-uh-nah
Jailyn	JAY-lynn
Alecia	uh-LEE-c-uh
Yasmeen	yas-MEAN
Tari	TAR-e
Deffebaugh	DEFF-uh-baugh

STARTING LINEUPS

OPPONENT	GUARD	GUARD	FORWARD	FORWARD	CENTER
OK BAPT (Exh)	Monk	Mason	Jackson	Zimmerman	Cooley
SHSU	Monk	Mason	Jackson	Zimmerman	Cooley
ULM	Monk	Mason	Jackson	Zimmerman	Cooley
S DAKOTA	Monk	Mason	Jackson	Zimmerman	Cooley
STETSON	Monk	Mason	Jackson	Zimmerman	Cooley
vs. Memphis	Monk	Mason	Jackson	Zimmerman	Cooley
vs. Navy	Monk	Mason	Jackson	Zimmerman	Cooley
at Tulsa	Monk	Mason	Jackson	Zimmerman	Cooley
TEXAS TECH	Monk	Mason	Jackson	Zimmerman	Cooley
BUTLER	Monk	Mason	Jackson	Zimmerman	Cooley
at Mo State	Monk	Mason	Jackson	Zimmerman	Cooley
Northwestern St.	Monk	Mason	Jackson	Zimmerman	Cooley
ORU	Cospier	Mason	Jackson	Zimmerman	Cooley
HBU					
Ole Miss					
MISS STATE					
LSU					
Texas A&M					
Alabama					
VANDERBILT					
MISSOURI					
LSU					
GEORGIA					
S CAROLINA					
Florida					
Missouri					
KENTUCKY					
Tennessee					
Vanderbilt					
AUBURN					
SEC Tournament					

JESSICA JACKSON

AMONG SEC LEADERS

Jessica Jackson ranks in the top-5 in several categories among the active leaders in the SEC

- ▶ 1. Scoring with 1640 points
- ▶ 1. Field Goals Made with 562
- ▶ 1. 3-Point Field Goals Made with 172
- ▶ 3. Rebounding with 642 boards
- ▶ 4. Blocks with 120

ACTION JACKSON

- ▶ Jessica Jackson was the second fastest player in program history to reach 1,000 career points.
- ▶ She was the 19th player in program history to score at least 1,000 career points and grab at least 500 career rebounds reaching that milestone at LSU in 2016.
- ▶ Jackson became just the seventh player to score at least 1,000 career points, grab at least 500 rebounds and have at least 100 career blocks at Auburn as a junior
- ▶ She is one of four players to score at least 1,500 points, grab 600+ rebounds and have at least 100 blocks at Arkansas
- ▶ Jessica Jackson ranks sixth in the SEC, averaging 16.8 points per game.

JACKSON'S NUMBERS

- ▶ Scored in double figures in 12 games this season and 89 career games
- ▶ Thirteen career double doubles
- ▶ Scored 20+ points 23 times in her career/Three times as a senior
- ▶ She has been Arkansas' leading scorer (or tied for the lead) in nine games this year
- ▶ She has been among Arkansas' leading rebounders in five games this year
- ▶ Ranks 15th with 642 career rebounds
- ▶ Ranks seventh with 120 career blocked shots
- ▶ Jessica Jackson has scored in double figures in the first half four times this year (Stetson, Tulsa Navy, NSU), including two games with 10 points in the first quarter (Stetson and Tulsa).
- ▶ Jessica Jackson scored a season-high 23 points in the 65-36 win over Northwestern State. It was her third 20+ point game of the year.
- ▶ Jessica Jackson is tied for fifth in the SEC in free throws made (45) and ranks sixth in the SEC in free throws attempted (64). She is sixth in the SEC and 58th in the NCAA in free throw attempts (60) and third in the SEC in points scored (184).

POINTS/REBOUNDS/BLOCKS

Player	Points	Rebs	Blocks
Shemeka Christon (01-04)	1951	714	162
Delmonica DeHorney (88-91)	1785	641	235
JESSICA JACKSON (14-PRES.)	1640	642	120
Sarah Watkins (10-13)	1386	604	201
Stephanie Bloomer (92-95)	1159	691	126
Amanda Holley (82-84)	1154	683	147
Kim Bunge (80-83)	1047	652	116

POINTS

Name (Career)	Yr	Gp	Pts
1. Bettye Fiscus (81-85)	4	112	2,073
2. Shameka Christon (00-04)	4	123	1,951
3. Del. DeHorney (87-91)	4	115	1,785
4. Kimberly Wilson (93-97)	4	120	1,733
5. JESSICA JACKSON (14-PRES.)	3+	103	1,640
6. Shelly Wallace (85-89)	4	119	1,583
7. Wendi Willits (97-01)	4	131	1,574
8. C'eira Ricketts (09-12)	4	129	1,537
9. Christy Smith (94-98)	4	111	1,459
10. Karyn Karlin (96-00)	4	111	1,441



THE NUMBERS

1,640

CAREER POINTS

642

CAREER REBOUNDS

120

CAREER BLOCKS

103

CAREER GAMES PLAYED

DOUBLE FIGURE SCORING STREAKS

FRESHMAN

- 25 games with 10+ points
- 18 games with 15+ points
- 7 games with 20+ points
- 1 game with 30+ points
- In season streak: 10 games

SOPHOMORE

- 26 games with 10+ points
- 18 games with 15+ points
- 5 games with 20+ points
- **In season streak: 12 games**
- From FR to SO: 7 games

JUNIOR

- 26 games with 10+ points
- 21 games with 15+ points
- 8 games with 20+ points
- In season streak: 10 games
- **From SO to JR: 18 games**

SENIOR

- 12 games with 10+ points
- 7 games with 15+ points
- 3 games with 20+ points
- **In season streak: 12 games**
- From JR to SR: 15 games

WHAT WE ARE TALKING ABOUT

- ▶ Arkansas is 26-11 in home games under head coach Jimmy Dykes. That mark includes a 7-1 record this season and a 16-5 record in nonconference home games.
- ▶ Arkansas faces Houston Baptist for the first time in program history. HBU is one of three first-time opponents on Arkansas' schedule, along with South Dakota and Navy. Arkansas defeated both South Dakota (70-67) and Navy (70-67) earlier this season.
- ▶ Arkansas is 46-10 all-time against Southland Conference opponents, including a 2-0 record this season and a 31-1 record at home. The lone loss came against Stephen F. Austin during the 1987-88 season. Arkansas defeated Sam Houston State (71-39) and Northwestern State (65-36) earlier this season, both at home.
- ▶ Arkansas and Houston Baptist have played two common opponents this season: Louisiana-Monroe and Oral Roberts. Arkansas defeated ULM (92-46) and lost to Oral Roberts (70-60), both at home, while Houston Baptist lost to ULM (77-65) and Oral Roberts (75-65), both at home.
- ▶ Arkansas used the same starting five for each of the first 11 games: Malica Monk, Jailyn Mason, Jessica Jackson, Bailey Zimmerman and Alecia Cooley.
- ▶ Arkansas used just its second different starting lineup against Oral Roberts: Jailyn Mason, Devin Cospser, Jessica Jackson, Bailey Zimmerman and Alecia Cooley.
- ▶ Jailyn Mason scored a career-high 19 points against Oral Roberts, her third game in double figures and the first since Nov. 21 against Stetson.
- ▶ Devin Cospser scored in double figures for the third time in four games, finishing with 10 points against Oral Roberts. She scored nine points in the other game of the four-game stretch.
- ▶ Arkansas ranks seventh in the SEC in field-goal percentage (43.8 percent) and fourth in the SEC in 3-point field-goal percentage (36.3 percent).
- ▶ Arkansas has already shot 45 percent or better six times this season. Arkansas shot 45 percent or better twice all of last season (30 games) and six times all of 2014-15 season (32 games). Arkansas is 14-0 in those games.
- ▶ Arkansas ranks fifth in the SEC and 38th in the nation in scoring defense, holding opponents to 56.0 points per game.
- ▶ Arkansas has held its opponent under 30 percent shooting three times this season, including most recently against Northwestern State (25.0 percent).
- ▶ Arkansas ranks third in the SEC and 23rd in the nation in turnovers, committing just 13.3 turnovers per game.

- ▶ Arkansas ranks fifth in the SEC and 31st in the nation in rebound margin, outrebounding opponents by 9.4 rebounds per game.
- ▶ Arkansas has won the rebounding battle in 10 of the 12 games this season, improving to 32-8 when outrebounding its opponents under head coach Jimmy Dykes.
- ▶ Arkansas is off to a 10-2 start for the second time under head coach Jimmy Dykes, matching the 2014-15 team that went 10-2 in nonconference play and proceeded to finish 18-14 and advance to the second round of the NCAA Tournament.

IMPROVING EACH YEAR

- ▶ Arkansas is second in the nation (12/19/16) in most improved field goal percentage from last season.

Top 10 Improved FG% Teams

TEAM	PCT Improvement
1. Texas Tech	8.66%
2. Providence	8.42%
3. California	8.26%
4. Ole Miss	8.19%
5. Mississippi St.	7.88%
6. Washington	7.64%
7. Arkansas	7.61%
8. Portland St.	7.01%
9. Navy	6.89%
10. Southern California	6.77%

THE FOURTH QUARTER

- ▶ Arkansas is shooting 39.1% (66-169) in the fourth quarter
- ▶ Briunna Freeman averages 4.0 ppg and Jessica Jackson 3.8 ppg in the final frame
- ▶ The Razorbacks are outrebounding opponents 136-101 in the fourth quarter
- ▶ Arkansas is outscoring opponents by a +1.3 margin and out rebounding them by +2.9
- ▶ Arkansas has committed more turnovers (36) than its opponents (32)
- ▶ Arkansas has outscored seven opponents in the fourth quarter winning five of those games and falling to Missouri State and ORU
- ▶ South Dakota, Navy, Texas Tech, Butler and NSU all outscored Arkansas in the fourth quarter but the Razorbacks won the game
- ▶ Arkansas outscored Tulsa 23-11 on the road - the largest margin this season

SEEING DOUBLE

DOUBLE FIGURE GAMES

Jessica Jackson (89/23)	Times	20+
2013-14	25	7
2014-15	26	5
2015-16	26	8
2016-17	12	3

Devin Cospser (17)	Times
2015-16	14
2016-17	3

Jordan Danberry (11)	Times
2015-16	10
2016-17	1

Alecia Cooley (12)	Times
2015-16	7
2016-17	5

Malica Monk (10)	Times
2015-16	3
2016-17	7

Keiryn Swenson (5)	Times
2016-17	5

Jailyn Mason (3)	Times
2016-17	3

Briunna Freeman (3)	Times
2016-17	3

Aaliyah Wilson (2)	Times
2016-17	2

Bailey Zimmerman (1)	Times
2016-17	1

DOUBLE-DOUBLES

Jessica Jackson

Pts	Reb	Opponent	Date
16	10	Florida	1-29-16
15	12	at Butler	12-13-15
13	10	Southeastern La.	11-13-15
20	13	SHSU	11-15-15
19	11	at Missouri	3-1-15
17	13	LSU	2-22-15
14	11	at Alabama	2-1-15
18	10	No. 5/8 Texas A&M	1-4-15
19	12	Savannah State	11-16-14
18	11	Tennessee Tech	12-20-13
23	10	at Florida	1-9-14
31	10	Ole Miss	1-19-14
19	12	Auburn	2-2-14
21	11	Ole Miss (SEC)	4-5-14

Alecia Cooley

Pts	Reb	Opponent	Date
11	10	Florida	1-28-16
12	10	No. 24 Missouri	1-17-16
12	10	Missouri State	12-2-15
10	11	Memphis	12-25-16

RPI NOTES (12/23/16)

- ▶ Arkansas currently ranks No. 91 in the NCAA RPI report
- ▶ Arkansas is No. 78 in the Jeff Sagarin/CBN ratings
- ▶ Arkansas is No. 91 in the Warren Nolan rankings

PLAYER NOTES AND NUMBERS

- ▶ Among Arkansas' leading scorers: Jackson 9x; Swenson 1x; Cooley 1 x; Monk 1x; Cospers 1x; Mason 1x
- ▶ Among Arkansas' leading rebounders: Jackson 5x; Cooley 3x; Zimmerman 3x; Mason 2x, Swenson 1x
- ▶ Six Razorbacks average 20+ minutes per game: Jackson, Monk, Cooley, Mason, Swenson, Zimmerman
- ▶ Jessica Jackson leads the team in points, scoring average, field goal attempts, field goals made, 3-point field goal attempts, 3-point field goals made, free throw attempts, free throws made, offensive and defensive rebounds
- ▶ Alecia Cooley leads Arkansas in blocks
- ▶ Malica Monk leads the team in free throw percentage, assists and steals

TEAM NOTES AND NUMBERS

- ▶ Arkansas has made 25+ field goals in six games; the Razorbacks are 6-0 in those games
- ▶ Arkansas has made 5+ 3-pointers in 10 games and the team is 9-1 in those games
- ▶ The Razorbacks have made 15+ free throws in four games and are 3-1 in those contests
- ▶ Arkansas has scored 70+ points six times; we are 6-0 in those games
- ▶ Arkansas has outscored its opponents nine times in the first half, been tied once and been outscored twice in the first 20 minutes

DYK

- ▶ Arkansas ranks fifth in the SEC and 31st nationally in rebound margin, outrebounding opponents by 9.4 rebounds per game.
- ▶ Arkansas ranks seventh in the SEC and 59th nationally in field-goal percentage, shooting 43.8 percent, and fourth in the SEC and 50th nationally in 3-point field-goal percentage, shooting 36.3 percent.
- ▶ Arkansas ranks third in the SEC and 23rd nationally in turnovers, committing just 13.3 turnovers per game.

ARKANSAS' STARTERS

- ▶ The Razorback starters have scored 572 points - 67.22% of the team's points
- ▶ The starters have grabbed 289 rebounds - 58.62% of the total
- ▶ The starters have made 39 3-pointers and are 115-164 (.701) from the line

ARKANSAS' BENCH

- ▶ The Razorback bench has outscored the opponent's bench 279-197 this year
- ▶ Briunna Freeman leads the team off the bench with 8.2 ppg followed by Keiryn Swenson with 7.9 ppg
- ▶ Arkansas' bench has hit 27 3-pointers compared to just 14 by opponents

WIN/LOSS STREAK (12/27/16)

Arkansas is 10-2. The Razorbacks:

- ▶ Rank tied for fourth in the SEC and tied for 28th in the country with a 83.3 W/L percentage
- ▶ Mississippi State is the only unbeaten team in the SEC (12-0)
- ▶ Arkansas is one of seven SEC teams with 10+ wins

STORYLINES

#BeArkansas

#BeArkansas - We keep the players who fit our program's needs home as well as show other great players what it means to represent the Razorbacks

- ▶ Five in-state players
- ▶ Five newcomers had offers from several other schools but chose Arkansas because of the coaching staff, the current players and the university
- ▶ Fayetteville No. 1 In Best Value. More: <http://bit.ly/2emfcaQ>.
- ▶ Be Relentless...Be Hard To Guard...Be the team no one wants to play

Expectations

Dykes has high expectations for this season. He has nine returners and five newcomers who will impact the team from day one.

- ▶ Return 77.9% of our scoring including our top three scores (Jackson, Cospers, Danberry)
- ▶ Return 70.3% of our rebounding including three of the top four (lost Melissa Wolff)
- ▶ Nine returning players and five newcomers including ESPN No. 30 Aaliyah Wilson

ON THIS DATE

Dec. 28

1990	Arkansas	60	Rutgers	89	
1994	Arkansas	83	Tulane	79	
1997	Arkansas	77	Valpo (OT)	69	
2002	Arkansas	71	W. Kentucky	61	
2003	Arkansas	79	SFA	61	
2006	#23 Arkansas	94	Cincinnati	82	Fayetteville
2010	#22 Arkansas	88	Furman	44	
2011	Arkansas	59	MVSU	40	Fayetteville
2015	Arkansas	86	MVSU	46	Fayetteville

Jan. 1

1998	Arkansas	58	#1 UT	88	Knoxville
2012	Arkansas	57	#17/15 GA	67	Athens

Jan. 5

1980	Arkansas	60	Pittsburg St.	59	
1983	Arkansas	58	NW St.	62	
1984	Arkansas	58	CP-Pomona	48	Las Vegas
1985	Arkansas	80	SMU	64	
1988	Arkansas	70	Texas	89	
1991	Arkansas	88	Houston	61	
1992	Arkansas	50	Memp. State	58	
1993	Arkansas	47	Oklahoma St.	62	
1997	Arkansas	84	MSU	67	Fayetteville
2001	Arkansas	101	Tulsa	60	
2003	Arkansas	85	Montana St.	37	
2006	Arkansas	66	MSU	45	Starkville
2008	Arkansas	80	Texas Tech	57	
2012	Arkansas	72	#6/7 KY	84	Lexington

Awards \ Honors \ Goals

Jessica Jackson returns for her senior season as just the fourth player in program history to earn All-SEC First Team honors. Her goal is to elevate her game and get drafted by the WNBA at the end of the year.

Jackson was named **CollegeSportsMadness.com SEC Player of the Week** Dec. 5.

Newcomer **Aaliyah Wilson** is just the second McDonald's All-American to sign with Arkansas out of high school. Expectations are high for this freshman.

Jailyn Mason earned **SEC Freshman of the Week** honors Nov. 29, after helping the Razorbacks to the Nugget Classic title in Reno. It is her first collegiate honor and the first for Arkansas this season.

Building a Strong Foundation

Jimmy Dykes is building a strong foundation. The goal is to win but he won't sacrifice the process. Academics, work ethic and attitude will impact playing time as much as a player's shooting percentage.

- ▶ Getting players who fit our style on and off the court
- ▶ Getting things done in the classroom - six consecutive semesters above a 3.0 GPA

HOME SWEET HOME

- ▶ Arkansas is 253-97 in 24 seasons in Bud Walton
- ▶ Jimmy Dykes is 27-11 in BWA (8-6/11-4/7-1)

WE ARE FAMILY

Several Razorback players hail from large families. Check out some of the family sizes here.

Briunna Freeman	9
Brittany, James, Leonard, Duntrez, Rhaheem, Javell, Shambrika, Kendra, Brandon	
Jessica Jackson	7
Chris, Adrian, Asia, Jennifer, Kailyn, Cedric, Khylan	
Alecia Cooley	7
Mia, Cojuan, Janava, Cheri, Laurie, Amber, Jasmine	
Yasmeen Ratliff	5
Stacia, Alexis, Sasha, Adonis, Darius	
Kiara Willams	4*
Jasmine Davis, Rodney Davis, Deunte Davis, Deundre Davis	
Bailey Zimmerman	3
John Paul, Jordan, Brooke	
Malica Monk	2
Mark, Mason	
Keiryn Swenson	2
Kameron, Konner	
Aalyah Wilson	2**
Devante, Alexis	
Devin Cospers	1
Sierra	
Sydney Stout	1
Savanna	
Jailyn Mason	14***
Roman, Amari, Elijah, Isaiah	

*Williams also grew up with 2 aunts and a cousin in the household

**Grandmother had 16 kids so she had a lot of cousins around

***Has 14 siblings and is closest with the ones who are listed

SPEAKING OF FAMILY

Bailey Zimmerman is a cousin of Arkansas men's basketball assistant coach Matt Zimmerman.

2016-17 NEWCOMERS

FRESHMAN VIDEOS

Get to know our newcomers in their own words. Watch Now!

MASON - bit.ly/MasonShoe

Ratliff - bit.ly/YasRatliff

Stout - bit.ly/GTKStout

Williams - bit.ly/KiaraWilliams

Wilson - bit.ly/AWilsonHorses

- ▶ Yasmeen Ratliff is the daughter of long-time NBA player Theo Ratliff
- ▶ Ratliff says defense is her strength
- ▶ Kiara Williams grew up in a busy household with two step-brothers, a little sister and little brother, a cousin and two aunts
- ▶ Williams is a big fan of the Marvel superhero movies
- ▶ Jailyn Mason has an Air Jordan shoe collection
- ▶ Check out the photos of Mason's collection here > bit.ly/MasonShoe
- ▶ Aaliyah Wilson has three siblings and a lot of cousins - her grandmother had 16 children
- ▶ Wilson loves to ride horses and has owned a couple of horses

DEEP BENCH-WITH EXPERIENCE

Last season, Arkansas had just three returners who had played minutes for head coach Jimmy Dykes. This year, the Razorbacks returned nine players who saw action in games last season. The returners had 290 combined games of experience, 2,367 career points and 1,065 career rebounds prior to the 2016-17 season.

- ▶ Arkansas welcomed eight newcomers in 2015-16 and was the youngest team in the SEC and fifth-youngest in the country in terms of current players with minutes under the current head coach.
- ▶ This year, the Razorbacks return nine of 12 players from a year ago and have two seniors on the roster making them much more experienced than a year ago.

DOUBLE DIGIT SCORING IN THE FIRST HALF IN 2016-17

- ▶ Malica Monk was the first player to score in double figures in the first half of a game with 10 points against Sam Houston State.
- ▶ Jessica Jackson scored in double figures in the first half against Stetson with 11, against Navy with 14 points and at Tulsa with 10 points.
- ▶ Jessica Jackson had 10 points in the first quarter against Stetson. It is the second time in her career she had double figure points in the 1Q
- ▶ Jessica Jackson added a third time with 10 points in 1Q at Tulsa
- ▶ Jackson picked up her fourth game in which she was in double digits in the first half with 17 points against Northwestern State

- ▶ Alecia Cooley had 10 points in the first half against Memphis
- ▶ Keiryn Swenson became the fourth different Razorback with double digits in the first 20 minutes when she had 12 against Butler
- ▶ Devin Cospers added her name to this list with double digits in the first 20 minutes at Missouri State. She finished with a career-best 18 points.

TOUGH SCHEDULE IN 2016-17

The SEC is always a tough place to play and this year is no exception

- Arkansas faces seven ranked or receiving votes (as of 12/27/16) opponents for eight games in SEC play
- This includes No. 5 Mississippi State, No. 6 South Carolina, No. 17 Kentucky, RV (11) Tennessee, (7) Texas A&M, (3) Ole Miss, (2) Vanderbilt
- The Razorbacks have a stretch in which five of seven opponents are ranked or getting votes
- Two of those contests are on the road
- The SEC sent nine teams to the NCAA Tournament an one other to the WNIT last season

It's not just the SEC either. The Razorbacks have put together a non-conference schedule that will allow the team to find itself while getting tough for league play:

- Arkansas hosted WNIT Champ South Dakota
- The Razorbacks travel to Missouri State who took part in last year's NCAA Tournament
- Northwestern State picked sixth/T5th; Houston Baptist picked 8th/8th; Sam Houston State picked 9th/9th in Southland preseason coach's/sports information director's polls
- Stetson and Texas Tech are 8-3, South Dakota 9-2
- Six nonconference opponents have six or more wins (12/27/16)

PREVIOUS GAME NOTES

- ▶ The win over Stetson denied the Hatters a 5-0 start for the first time in program history.
- ▶ The win over South Dakota snapped an eight-game winning streak. That was the second-longest winning streak in the nation at that time.
- ▶ Jessica Jackson scored 10 of her 19 points in the first quarter versus Stetson, her second career game with 10 first-quarter points, giving her double-figure scoring games in each of the first four contest this season.
- ▶ Jessica Jackson has scored in double figures in the first seven games and had her third game of the year (Stetson, Navy) with 10 or more points in the first quarter at Tulsa.
- ▶ Malica Monk scored a career-high 18 points, including 10 points in the second half. She was 6-of-10 from the floor and a perfect 6-of-6 from the free-throw line against Stetson.

- ▶ Arkansas held Tulsa to season lows in field-goal percentage (29.7 percent), 3-point field-goal percentage (14.3 percent) and scoring (50 points).
- ▶ Held Stetson to two offensive rebounds; Held Tulsa to season low field goal percentage (29.7) and 3-point field goal percentage (14.3)
- ▶ Arkansas had 11 consecutive defensive stops in the fourth quarter in a come-from-behind win at Tulsa
- ▶ Arkansas defeated Tulsa 57-50, when trailing 39-34 after three quarters. Since the NCAA switched to four quarters for the 2015-16 season, the only other time that Arkansas won when trailing after three quarters was Feb. 18, 2016, at home against Alabama, when Arkansas trailed 51-48 and came back to win 69-67.
- ▶ Arkansas defeated Texas Tech 66-60, to improve to 2-1 all-time in the SEC/Big 12 Challenge, and also help the SEC to a 6-4 win over the Big 12 in the SEC/Big 12 Challenge this season.
- ▶ Opened with 10-0 run holding Butler without a point for the first 4:57 of the game
- ▶ Arkansas held Northwestern State to 36 points, including 13 first-half points, both season lows for points allowed by Arkansas. The 41-13 half-time lead also represented their largest half-time lead this season.

A MAJOR ACCOMPLISHMENT

Alecia Cooley	Communication
Devin Cospers	Communication
Brianna Freeman	Psychology
Jessica Jackson	Rec. & Sport Management
Jailyn Mason	Journalism: News/Editorial
Malica Monk	Rec. & Sport Management
Yasmeen Ratliff	Apparel Merch./Product Dev.
Tatiana Smith	Criminal Justice
Sydney Stout	Management
Keiryn Swenson	Accounting
Kiara Williams	Agricultural Business
Aaliyah Wilson	Pre-Physical Therapy
Bailey Zimmerman	Apparel Merch./Product Dev.

AP TOP 25 (12.26.16)

RK	TEAM	RECORD	PTS
1	Connecticut (33)	11-0	825
2	Notre Dame	11-1	767
3	Baylor	11-1	759
4	Maryland	12-0	740
5	Mississippi State	13-0	679
6	South Carolina	10-1	664
7	Florida State	12-1	629
8	Louisville	12-2	593
9	Washington	12-1	539
10	UCLA	9-2	517
11	Miami	11-1	473
12	West Virginia	12-0	451
13	Stanford	9-2	408
14	Ohio State	10-4	400
15	Duke	11-1	310
16	Texas	6-4	272
17	Kentucky	9-3	251
18	Arizona State	9-2	247
19	Virginia Tech	12-0	227
20	Colorado	10-1	188
21	California	12-0	159
22	Oregon State	10-1	147
23	South Florida	10-1	117
24	Oklahoma	9-3	112
25	Syracuse	9-4	76

Others receiving votes: DePaul 60, Kansas State 22, Oregon 18, USC 17, Gonzaga 12, Tennessee 11, Oklahoma State 8, Texas A&M 7, Utah 4, Northwestern 4, Ole Miss 3, Vanderbilt 2, Marquette 2, Green Bay 1, Clemson 1, Michigan 1, Georgetown 1, Boise State 1

USA TODAY COACHES POLL (12.20.16)

RK	TEAM	RECORD	PTS
1	Connecticut (31)	10-0	775
2	Notre Dame	10-1	733
3	Maryland	11-0	704
4	Baylor	11-1	692
5	Mississippi State	12-0	636
6	South Carolina	9-1	630
7	Florida State	11-1	592
8	Louisville	11-2	558
9	Washington	11-1	512
10	UCLA	8-2	473
11	Miami	10-1	452
12	West Virginia	11-0	415
13	Ohio State	9-4	388
14	Stanford	8-2	387
15	Oregon State	8-1	301
16	Syracuse	8-3	251
17	Texas	5-4	237
18	Duke	10-1	209
19	Arizona State	8-2	197
20	California	10-0	145
21	Oklahoma	8-2	141
22	DePaul	7-4	138
23	Virginia Tech	11-0	134
24	Kentucky	8-3	98
25	South Florida	8-1	68

Others receiving votes: Colorado 67, Oklahoma State 40, Michigan State 34, Texas A&M 11, Green Bay 9, Michigan 9, Northwestern 8, Oregon 7, Gonzaga 6, Florida 5, Kansas State 4, Tennessee 3, Utah 2, Temple 2, Penn State 1, Tulane 1

STATS & STANDINGS

TEAM	SEC			OVERALL		
	W	L	PCT.	W	L	PCT.
Mississippi State	0	0	.000	13	0	1.000
Alabama	0	0	.000	11	1	.917
South Carolina	0	0	.000	10	1	.909
ARKANSAS	0	0	.000	10	2	.833
LSU	0	0	.000	10	2	.833
Ole Miss	0	0	.000	10	2	.833
Vanderbilt	0	0	.000	10	2	.833
Kentucky	0	0	.000	9	3	.750
Texas A&M	0	0	.000	9	3	.750
Missouri	0	0	.000	10	4	.714
Auburn	0	0	.000	9	4	.692
Florida	0	0	.000	8	4	.667
Tennessee	0	0	.000	7	4	.636
Georgia	0	0	.000	7	5	.583

SEC & NCAA STATS (12/19/16)

CATEGORY (All Games)	SEC*	NCAA
Assist/Turnover Ratio	3 (1.09)	49
Fewest Fouls	5 (163)	79
Fewest Turnovers	4 (150)	79
Fouls Per Game	5 (14.8)	39
Rebounding Margin	4 (10.6)	25
Rebounds	3 (459)	59
Scoring Defense	3 (54.7)	27
Scoring Margin	5 (17.2)	33
3-Point FG Defense	5 (27.6)	50
3-Point FG Made	5 (65)	130
3-Point FG Per Game	4 (5.9)	166
3-Point FG Percentage	3 (37.4)	34
Turnovers Per Game	3 (13.6)	35

INDIVIDUAL

CATEGORY (All Games)	SEC*	NCAA
Assist/Turnover Ratio Malica Monk	4 (2.44)	41
Points Jessica Jackson	3 (184)	67
FTA Jessica Jackson	3 (151)	75
PPG Jessica Jackson	5 (16.7)	94

*Top five only

SEC SCHEDULE

December

28 (Monday)		
Florida A&M at Alabama (SECN+)	7:00 p.m. CT	
Houston Baptist at Arkansas (SECN+)	7:00 p.m. CT	
Jacksonville at Auburn (SECN+)	6:00 p.m. CT	
Southeastern Louisiana at Florida (SECN+)	7:00 p.m. ET	
Western Carolina at Georgia (SECN+)	2:00 p.m. ET	
Alabama State at LSU (SECN+)	6:00 p.m. CT	
Mississippi Valley State at Ole Miss (SECN+)	6:00 p.m. CT	
NW State at Mississippi State (SECN+)	7:00 p.m. CT	
Prairie View A&M at Texas A&M (SECN+)	7:00 p.m. CT	
Vanderbilt at Memphis (ESPN2)	5:00 p.m. ET	

29 (Tuesday)

Kentucky at Duke	7:00 p.m. ET	
UNC Wilmington at Tennessee (SECN+)	7:00 p.m. ET	

JANUARY

1 (Sunday)		
*Auburn at Florida (SECN+)	2:00 p.m. ET	
*Arkansas at Ole Miss (SEC Network)	4:00 p.m. CT	
*LSU at Mississippi State (SEC Network)	2:00 p.m. CT	
*Georgia at Missouri (SEC Network)	12:00 p.m. CT	
*Alabama at South Carolina (ESPN2)	2:00 p.m. ET	
*Kentucky at Tennessee (ESPN2)	4:00 p.m. ET	

ABOUT OUR OPPONENT

HOUSTON BAPTIST

- ▶ HBU enters the game with a 2-7 record - the two wins have come against non Division I opponents
- ▶ HBU faces a tough schedule this year having already played Baylor and Texas
- ▶ Freshman Taylor Kollmorgen leads the Huskies with 9.0 ppg and 9.3 rpg
- ▶ Kollmorgen is averaging a double-double over the last six games with 11.3 ppg and 10.8 rpb
- ▶ Freshman guard Sophie Taylor leads HBU with 19 assists, while averaging 6.1 points
- ▶ Senior guard Heidi Byrd averages 6.7 points per game
- ▶ HBU has 15 players on the roster - 10 from Texas and five international players

SERIES NOTES

- ▶ All Time: First Meeting
- ▶ HBU is one of three first-time opponents on Arkansas' schedule, along with South Dakota and Navy. Arkansas defeated both South Dakota (70-67) and Navy (70-67) earlier this season.
- ▶ Arkansas and Houston Baptist have played two common opponents this season: Louisiana-Monroe and Oral Roberts. Arkansas defeated ULM (92-46) and lost to Oral Roberts (70-60), both at home, while Houston Baptist lost to ULM (77-65) and Oral Roberts (75-65), both at home.

	ARK	HBU
Scoring	851	497
PPG	70.9	55.2
Margin	+14.9	-20.2
Field Goals	313	172
Attempted	714	528
Pct	.438	.326
3-Point FG	66	40
Attempted	182	153
3PTPG	5.5	4.4
Pct.	.363	.261
Free Throws	159	113
Attempted	233	148
FTPG	13.3	12.6
Pct.	.682	.764
Rebounds	493	335
RPG	41.1	37.2
Margin	+9.4	-6.2
Assists	174	90
APG	14.5	10.0
Turnovers	160	198
TPG	13.3	22.0
TO Margin	+1.7	-5.3
Steals	90	54
SPG	7.5	6.0
Blocks	47	32
BPG	3.9	3.6

2 (Monday)

*Vanderbilt at Texas A&M (SEC Network) 6:00 p.m. CT

5 (Thursday)

*Ole Miss at Alabama (SECN+) 7:00 p.m. CT
 *Mississippi State at Arkansas (SECN+) 7:00 p.m. CT
 *South Carolina at Auburn (SECN+) 6:00 p.m. CT
 *Texas A&M at Georgia (SECN+) 7:00 p.m. ET
 *Missouri at Kentucky (SEC Network) 7:00 p.m. ET
 *Florida at LSU (SECN+) 7:00 p.m. CT
 *Tennessee at Vanderbilt (SEC Network) 8:00 p.m. CT

8 (Sunday)

*Alabama at Missouri (SECN+) 2:00 p.m. CT
 *LSU at Arkansas (SECN+) 2:00 p.m. CT
 *Ole Miss at Auburn (SEC Network) 3:00 p.m. CT
 *South Carolina at Florida (ESPN2) 12:00 p.m. ET
 *Vanderbilt at Georgia (SEC Network) 12:00 p.m. ET
 *Texas A&M at Kentucky (SEC Network) 2:00 p.m. ET
 *Mississippi State at Tennessee (SECN+) 2:00 p.m. ET

12 (Thursday)

*Kentucky at Alabama (SECN+) 7:00 p.m. CT
 *Arkansas at Texas A&M (SECN+) 7:00 p.m. CT
 *Auburn at Vanderbilt (SECN+) 7:00 p.m. CT
 *Florida at Mississippi State (SEC Network) 8:00 p.m. CT
 *Georgia at South Carolina (SEC Network) 7:00 p.m. ET
 *Missouri at LSU (SECN+) 7:00 p.m. CT
 *Tennessee at Ole Miss (SECN+) 6:00 p.m. CT

15 (Sunday)

*Arkansas at Alabama (SEC Network) 4:00 p.m. CT
 *Texas A&M at Florida (SEC Network) 1:00 p.m. ET
 *Georgia at Kentucky (SEC Network) 3:00 p.m. ET
 *South Carolina at LSU (SECN+) 2:00 p.m. CT
 *Missouri at Vanderbilt (SECN+) 2:00 p.m. CT

16 (Monday)

*Ole Miss at Mississippi State (SEC Network) 6:00 p.m. CT
 Notre Dame at Tennessee (ESPN2) 7:00 p.m. ET

19 (Thursday)

*Mississippi State at Alabama (SECN+) 7:00 p.m. CT
 *Vanderbilt at Arkansas (SECN+) 7:00 p.m. CT
 *Tennessee at Auburn (SECN+) 6:00 p.m. CT
 *Kentucky at LSU (SECN+) 7:00 p.m. CT
 *Ole Miss at South Carolina (SEC Network) 7:00 p.m. ET
 *Texas A&M at Missouri (SEC Network) 8:00 p.m. CT

22 (Sunday)

*Alabama at Ole Miss (SECN+) 2:00 p.m. CT
 *Kentucky at Auburn (SEC Network) 2:00 p.m. CT
 *Florida at Georgia (SEC Network) 1:00 p.m. ET
 *LSU at Texas A&M (SEC Network) 4:00 p.m. CT
 *Vanderbilt at Tennessee (ESPN2) 5:00 p.m. ET

23 (Monday)

*Missouri at Arkansas (SEC Network) 6:00 p.m. CT
 *Mississippi State at South Carolina (ESPN2) 7:00 p.m. ET

26 (Thursday)

*Alabama at Vanderbilt (SEC Network) 8:00 p.m. CT
 *Auburn at Missouri (SECN+) 7:00 p.m. CT
 *Tennessee at Florida (SECN+) 7:00 p.m. ET
 *South Carolina at Georgia (SEC Network) 7:00 p.m. ET
 *Ole Miss at Kentucky (SECN+) 7:00 p.m. ET

29 (Sunday)

*Auburn at Alabama (SEC Network) 5:00 p.m. CT
 *Arkansas at LSU (SEC Network) 1:00 p.m. CT
 *Florida at Vanderbilt (SECN+) 2:00 p.m. CT
 *Georgia at Ole Miss (SECN+) 2:00 p.m. CT
 *Texas A&M at Mississippi State (SEC Network) 3:00 p.m. CT

ARKANSAS RECORD WHEN ...

.....'16-'17	Dykes
Scoring First.....	6-2 NA
Leading at Halftime.....	8-1 32-9
Tied at Halftime.....	1-0 3-0
Trailing at Halftime	1-1 5-25
Shoots 45% or better.....	6-0 14-0
Shoots less than 45%	4-2 26-34
Opponent shoots less than 45%	9-1 37-21
Opponents shoots 45% or better	1-1 3-12
Outrebounds opponent.....	9-1 32-8
Ties opponent rebounds.....	0-0 2-3
Outrebounded by opponent	1-1 5-23
Fewer Turnovers.....	6-1 22-17
Same number of turnovers.....	0-1 4-5
More TOs than opponent	4-0 14-12
Overall.....	10-2 40-34
Home	7-1 26-11
Road.....	1-1 8-18
Neutral	2-0 6-5
Nonconference	10-1 28-14
Nonconference home	7-1 16-5
Nonconference away	1-1 5-5
Nonconference neutral	2-0 6-5
In November	7-0 15-4
In December	3-2 10-8
In January	x 6-11
In February.....	x 7-7
In March.....	x 2-4
On Monday	1-0 5-1
On Tuesday	x x
On Wednesday.....	2-1 4-3
On Thursday	1-0 9-10
On Friday	2-0 6-3
On Saturday.....	2-0 3-1
On Sunday	2-1 13-16
White Uniforms.....	9-1
Cardinal Uniforms.....	1-1
Shots at the Buzzer (Quarter, Half or Game)	
Jessica Jackson	
SD 4Q (:09); TTU 1Q (3pt :01); NSU 2Q (3pt :01)	
Jailyn Mason	
Memphis 1Q (3pt :00); Texas Tech 2Q (:06); ORU 1Q (:04)	
Aaliyah Wilson	
Texas Tech 3Q (3pt :02)	
Malica Monk	
Memphis 3Q (layup :01); Butler 1Q (:04)	
Devin Cosper	
Butler 3Q (3 pt :02)	

2016-17 Margin of Victory/Defeat

	1	2	3	4	5	6	7	8	9	10	11-15	16-19	20+	Record
Wins	-	-	2	-	-	1	1	-	-	-	-	2	4	10
Losses	-	1	-	-	-	-	-	-	-	1	-	-	0	2

Most First Period Points

2016-17	25	SHSU (11-11-16)
All-Time	27	SELA (11-13-15)
Opponent	25	SDSU (11-18-15)

Most Third Period Points

2016-17	34	ULM (11-13-16)
All-Time	34	ULM (11-13-16)
Opponent	29	at #2 S. Carolina (1-3-16)

Fewest First Period Points

2016-17	20	Stetson (11-21-16)
All-Time	3	#5/6 Texas (12-20-15)
Opponent	6	SHSU (11-11-16)

Fewest Third Period Points

2016-17	8	at Tulsa (11-30-16)
All-Time	7	at #2 SC (1-3-16)
Opponent	4	LSU (1-21-16)

Most Second Period Points

2016-17	25	Stetson (11-21-16)
All-Time	25	Stetson (11-21-16)
Opponent	35	at #2 S. Carolina (1-3-16)

Most Fourth Period Points

2016-17	23*	at Tulsa (11-30-16)
All-Time	32	Tulsa (11-23-15)
Opponent	27	Georgia (2-25-16)

Fewest Second Period Points

2016-17	5	at Tulsa (11-30-16)
All-Time	5	at Tulsa (11-30-16)
Opponent	5	#5/6 Texas (12-20-15)

Fewest Fourth Period Points

2016-17	12	Butler (12-7-16)
All-Time	5	#7 Ore. St. (11-28-15)
Opponent	10	#24 Missouri (1-17-16)*

Most First Half Points

2016-17	46	Memphis (11-25-16)
All-Time	65	Tenn State (11-27-88)
Opponent	63	Texas (1-9-89)

Largest Margin of Victory

2016-17	46	ULM (11-13-16)
All-Time	79	(108-29) B Wesleyan (2-18-77)
Opponent	54	(28-82) La Tech (11-30-78)

Fewest First Half Points

2016-17	26	at Tulsa (11-30-16)
All-Time	11	at Missouri (3-1-15)*
Opponent	8	Montana State (1-5-03)

*Most Recent

Jump Balls Won	Wilson-----	1	Swenson-----	1	
Arkansas-----	7	Cosper-----	1	Cosper-----	1
Opponent-----	5		Mason-----	1	
		1H Double Figures			
Scored First Points	Jackson-----	4	20+ Points		
Jackson-----	4	Monk-----	1	Jackson-----	3
Zimmerman-----	4	Cooley-----	1		
Mason-----	2	Swenson-----	1	10+ Rebounds	
Cooley-----	1	Cosper-----	1	Cooley-----	1
Cosper-----	1				
		1Q Double Figures		5+ Assists	
First Off The Bench	Jackson-----	3	Mason-----	3	
Wilson-----	3		Monk-----	3	
Swenson-----	4	Rebounding Leader		Cosper-----	1
Cosper-----	3	Jackson-----	5		
Freeman-----	2	Cooley-----	4	Double-Doubles	
Stout-----	2	Swenson-----	2	Cooley-----	1
Williams-----	1	Zimmerman-----	1		
Wilson-----	1			Charges Drawn	
		10+ Points		Monk-----	2
Points Leader	Jackson-----	12	Swenson-----	2	
Jackson-----	9	Monk-----	6	Zimmerman-----	3
Cooley-----	1	Swenson-----	5	Jackson-----	2
Cosper-----	1	Cooley-----	5	Wilson-----	1
Swenson-----	1	Freeman-----	3	Cooley-----	1
Monk-----	1	Cosper-----	3		
Mason-----	1	Mason-----	3	Forced 10-Second	
		Wilson-----	1	Violations-----	2
		Zimmerman-----	1		
3-Point Leader	Jackson-----	7		Forced Opponent	
Jackson-----	7			Shot Clock Violations-----	15
Swenson-----	3	15+ Points			
Zimmerman-----	2	Jackson-----	7		
Mason-----	1	Monk-----	1		



@RazorbackWBB STATISTICS
 ARKANSAS Combined Team Statistics (as of Dec 21, 2016)
All games

RECORD:	OVERALL	HOME	AWAY	NEUTRAL
ALL GAMES	10-2	7-1	1-1	2-0
CONFERENCE	0-0	0-0	0-0	0-0
NON-CONFERENCE	10-2	7-1	1-1	2-0

##	Player	gp-gs	min	avg	Total		3-Point		F-Throw		Rebounds				pf	dq	a	to	blk	stl	pts	avg
					fg-fga	fg%	3fg-fga	3fg%	ft-fga	ft%	off	def	tot	avg								
00	JACKSON, Jessica	12-12	360	30.0	68-167	.407	20-53	.377	45-64	.703	32	46	78	6.5	27	0	17	27	9	8	201	16.8
03	MONK, Malica	11-11	317	28.8	43-85	.506	2-6	.333	24-31	.774	9	19	28	2.5	23	1	39	16	1	21	112	10.2
12	FREEMAN, Briunna	5-0	72	14.4	16-23	.696	0-0	.000	9-14	.643	7	6	13	2.6	8	0	1	6	1	8	41	8.2
04	SWENSON, Keiryn	12-0	260	21.7	36-66	.545	13-25	.520	10-13	.769	19	32	51	4.3	17	0	6	7	10	5	95	7.9
35	COOLEY, Alecia	12-12	272	22.7	31-67	.463	0-0	.000	32-41	.780	25	45	70	5.8	15	0	14	24	15	5	94	7.8
14	MASON, Jailyn	12-12	357	29.8	40-92	.435	7-15	.467	4-7	.571	12	44	56	4.7	22	0	34	18	1	9	91	7.6
21	COSPER, Devin	11-1	194	17.6	27-72	.375	5-24	.208	10-15	.667	1	24	25	2.3	7	0	25	10	3	14	69	6.3
22	ZIMMERMAN, Bailey	12-12	289	24.1	22-58	.379	10-33	.303	10-21	.476	15	39	54	4.5	16	0	18	14	2	11	64	5.3
24	DANBERRY, Jordan	6-0	72	12.0	8-19	.421	2-3	.667	10-13	.769	10	13	23	3.8	10	0	4	12	0	2	28	4.7
02	WILSON, Aaliyah	8-0	123	15.4	11-44	.250	6-20	.300	3-4	.750	7	22	29	3.6	11	0	15	17	2	5	31	3.9
10	WILLIAMS, Kiara	8-0	71	8.9	10-18	.556	0-0	.000	2-10	.200	7	15	22	2.8	13	0	1	5	2	2	22	2.8
20	STOUT, Sydney	3-0	13	4.3	1-3	.333	1-3	.333	0-0	.000	0	1	1	0.3	3	0	0	0	1	0	3	1.0
Team											25	18	43				4					
Total.....		12	2400		313-714	.438	66-182	.363	159-233	.682	169	324	493	41.1	172	1	174	160	47	90	851	70.9
Opponents.....		12	2400		257-705	.365	59-199	.296	99-144	.688	124	256	380	31.7	208	3	127	180	39	83	672	56.0

TEAM STATISTICS	AR	OPP	Date	Opponent	Score	Att.
SCORING	851	672	11/11/16	SAM HOUSTON STATE	w 71-39	4330
Points per game	70.9	56.0	11/13/16	LA-MONROE	w 92-46	3156
Scoring margin	+14.9	-	11/17/16	SOUTH DAKOTA	w 70-67	1054
FIELD GOALS-ATT	313-714	257-705	11/21/16	STETSON	w 79-62	1179
Field goal pct	.438	.365	! 11/25/16	vs Memphis	w 91-61	1662
3 POINT FG-ATT	66-182	59-199	! 11/26/16	vs NAVY	w 70-67	838
3-point FG pct	.363	.296	11/30/16	at Tulsa	w 57-50	514
3-pt FG made per game	5.5	4.9	^ 12/03/16	TEXAS TECH	w 66-60	1370
FREE THROWS-ATT	159-233	99-144	12/07/16	BUTLER	w 68-50	1017
Free throw pct	.682	.688	12/11/16	at Missouri State	L 62-64	3094
F-Throws made per game	13.3	8.3	12/18/16	NWST	w 65-36	1025
REBOUNDS	493	380	12/21/16	ORU	L 60-70	1721
Rebounds per game	41.1	31.7				
Rebounding margin	+9.4	-				
ASSISTS	174	127				
Assists per game	14.5	10.6				
TURNOVERS	160	180				
Turnovers per game	13.3	15.0				
Turnover margin	+1.7	-				
Assist/turnover ratio	1.1	0.7				
STEALS	90	83				
Steals per game	7.5	6.9				
BLOCKS	47	39				
Blocks per game	3.9	3.3				
ATTENDANCE	14852	6108				
Home games-Avg/Game	8-1856	2-1804				
Neutral site-Avg/Game	-	2-1250				

! = Nugget Classic (Reno, Nev.)
 ^ = SEC/Big 12 Challenge (Fayetteville, Ark.)
 * = Conference game

Score by Periods	1st	2nd	3rd	4th	Totals
ARKANSAS	248	191	214	198	851
Opponents	146	159	184	183	672



@RazorbackWBB STATISTICS
 ARKANSAS Combined Team Statistics (as of Mar 04, 2016)
Conference games



RECORD:	OVERALL	HOME	AWAY	NEUTRAL
ALL GAMES	7-9	6-2	1-7	0-0
CONFERENCE	7-9	6-2	1-7	0-0
NON-CONFERENCE	0-0	0-0	0-0	0-0

#	Player	gp-gs	min	avg	Total		3-Point		F-Throw		Rebounds				pf	dq	a	to	blk	stl	pts	avg
					fg-fga	fg%	3fg-fga	3fg%	ft-fa	ft%	off	def	tot	avg								
00	JACKSON, Jessica	16-16	522	32.6	88-214	.411	24-78	.308	56-76	.737	20	65	85	5.3	52	3	15	40	15	12	256	16.0
21	COSPER, Devin	16-15	446	27.9	55-166	.331	15-54	.278	22-36	.611	4	45	49	3.1	27	0	24	44	0	20	147	9.2
24	DANBERRY, Jordan	16-4	308	19.3	42-116	.362	1-12	.083	27-45	.600	14	28	42	2.6	38	1	43	40	1	14	112	7.0
15	BROOKS, Kelsey	15-10	377	25.1	29-81	.358	17-47	.362	26-36	.722	7	27	34	2.3	29	0	32	27	1	14	101	6.7
33	WOLFF, Melissa	16-16	507	31.7	37-101	.366	0-2	.000	21-32	.656	41	72	113	7.1	42	0	20	35	7	15	95	5.9
35	COOLEY, Alecia	16-16	391	24.4	32-78	.410	0-0	.000	29-37	.784	29	46	75	4.7	30	1	9	17	5	7	93	5.8
03	MONK, Malica	13-2	217	16.7	24-67	.358	1-5	.200	1-2	.500	2	11	13	1.0	32	1	18	26	1	8	50	3.8
04	SWENSON, Keiryn	15-0	187	12.5	14-46	.304	2-12	.167	3-6	.500	20	13	33	2.2	8	0	3	6	2	0	33	2.2
32	WEST, Khadijah	15-0	148	9.9	10-27	.370	0-0	.000	1-5	.200	13	21	34	2.3	29	1	3	11	5	8	21	1.4
12	FREEMAN, Briunna	16-1	120	7.5	7-24	.292	0-0	.000	0-2	.000	11	8	19	1.2	22	0	4	15	1	5	14	0.9
25	SMITH, Tatiyana	2-0	4	2.0	0-0	.000	0-0	.000	0-0	.000	0	0	0	0.0	0	0	0	0	0	0	0	0.0
22	ZIMMERMAN, Bailey	6-0	23	3.8	0-5	.000	0-3	.000	0-2	.000	2	1	3	0.5	1	0	0	3	0	1	0	0.0
Team											31	40	71				5					
Total.....		16	3250		338-925	.365	60-213	.282	186-279	.667	194	377	571	35.7	310	7	171	269	38	104	922	57.6
Opponents.....		16	3251		385-952	.404	84-275	.305	199-275	.724	208	420	628	39.2	283	9	233	263	68	135	1053	65.8

TEAM STATISTICS	AR	OPP	Date	Opponent	Score	Att.
SCORING	922	1053	* 01/03/16	at #2/2 South Carolina	L 32-85	13407
Points per game	57.6	65.8	* 01/07/16	#13/10 TEXAS A&M	w 67-61	1494
Scoring margin	-8.2	-	* 01/10/16	at #5/6 Mississippi State	L 55-80	5712
FIELD GOALS-ATT	338-925	385-952	* 01/14/16	#13/15 TENNESSEE	w 64-59	1644
Field goal pct	.365	.404	* 01/17/16	#24 MISSOURI	w 64-52	4160
3 POINT FG-ATT	60-213	84-275	* 01/21/16	at LSU	w 48-44	2084
3-point FG pct	.282	.305	* 01/24/16	at Auburn	Lot 60-71	2807
3-pt FG made per game	3.8	5.3	* 01/28/16	FLORIDA	Lot 66-71	1576
FREE THROWS-ATT	186-279	199-275	* 01/31/16	NO. 13 MISS STATE	L 55-65	5273
Free throw pct	.667	.724	* 02/04/16	at No. 23 Tennessee	L 57-75	9414
F-Throws made per game	11.6	12.4	* 02/08/16	VANDERBILT	w 57-56	1946
REBOUNDS	571	628	* 02/14/16	at Missouri	L 48-69	4766
Rebounds per game	35.7	39.2	* 02/18/16	ALABAMA	w 69-67	1591
Rebounding margin	-3.6	-	* 02/21/16	at #16/16 KENTUCKY	L 63-77	7589
ASSISTS	171	233	* 02/25/16	at Georgia	L 57-72	3131
Assists per game	10.7	14.6	* 02/28/16	OLE MISS	w 60-49	3132
TURNOVERS	269	263				
Turnovers per game	16.8	16.4				
Turnover margin	-0.4	-				
Assist/turnover ratio	0.6	0.9				
STEALS	104	135				
Steals per game	6.5	8.4				
BLOCKS	38	68				
Blocks per game	2.4	4.3				
ATTENDANCE	20816	48910				
Home games-Avg/Game	8-2602	8-6114				
Neutral site-Avg/Game	-	0-0				

! = San Juan Shootout (San Juan, Puerto Rico)
 \$ = Big 12/SEC Challenge
 * = Conference game

Score by Periods	1st	2nd	3rd	4th	OT	Totals
ARKANSAS	206	200	252	253	11	922
Opponents	247	243	246	290	27	1053



JIMMY DYKES

HEAD COACH

The most successful basketball programs all have a few key elements in common.

PASSION

They are passionate about the game. The coaches are passionate about their team, the players are passionate about the opportunity to represent their uni-

versity and the fans are passionate about supporting the program.

EXCITEMENT

All successful programs are filled with excitement. They are exciting to watch and to be a part of.

COMMITMENT

It takes a lot of people to make a program successful and they all have to be committed to the effort. It starts with the coaches and staff and extends to the players but the best programs in the country take it further. Everyone who impacts the program, from professors, athletic trainers, academic coordinators, administrators and fans, all have to be willing to work toward the same goal of excellence in all areas.

PERFORMANCE

Finally, successful teams have to perform at a high level every day. Whether in the classroom, in the community or on the court, doing things the right way is vital to the program's success.

The University of Arkansas made a move March 30, 2014, when they welcomed Jimmy Dykes as the eighth head coach of the Razorback women's basketball team.

QUICK HITS

- Jimmy Dykes is the eighth head coach in Razorback Women's Basketball History
- Three-year University of Arkansas basketball letterman
- Jimmy Dykes attended high school at Estes Park (Colo.) and Fayetteville HS
- Jimmy Dykes earned his bachelor's degree in speech education at Arkansas in 1985
- Graduated with honors from the University of Arkansas with a 3.54 GPA
- Served under legendary coach Eddie Sutton as an assistant at Arkansas, Kentucky and Oklahoma State

THE 411 CHRONOLOGY

Head Coach	Years	Record
University of Arkansas	2014-15	18-14, 6-10, NCAA 2nd Round
	2015-16	12-18, 7-9
	2016-17	10-2
TOTAL	2+ seasons	40-34, 13-19 SEC

Assistant Coach

Assistant Coach	Years	Worked With
University of Arkansas	1984-1985	Eddie Sutton
Sacramento State	1985-86	Bill Brown
Appalachian State University	1986-87	Tom Apke
University of Kentucky	1987-89	Eddie Sutton
University of Arkansas-Little Rock	1989-90	Mike Newell
Oklahoma State University	1990-91	Eddie Sutton

NATIONAL BASKETBALL ASSOCIATION

1991-1993 | College Scout | Seattle Supersonics

HIGH SCHOOL

1994-1998; 2003-2004 | Athletic Director | Shiloh Christian

ESPN/ABC SPORTS | 1995-2014

- Game and studio college men's and women's basketball analyst
- Game analyst for NCAA Women's Basketball Tournament
- Coverage of the WNBA playoffs
- College football sideline reporter

PERSONAL

- Born: May 3, 1961
- Bachelor's Degree: Arkansas, 1985 in Speech Education
- Family: Wife: Tiffany (Beasley); married in 2002, daughter Kennedy
- Tiffany - an Arkansas graduate, 2003
- Hometown: Tulsa, Oklahoma
- High school at Estes Park HS (Colo.), Fayetteville HS
- Multi-sport athlete

BY THE NUMBERS

40 Career Wins

20 SEC Career Wins

13 2015-16 recruiting class rank

5 Newcomers for 2016-17

1 NCAA Tourney appearance

1 NCAA Tournament wins

DYKES VS. CONFERENCES

- Total: 40-34
- SEC: 14-22 (includes SEC Tournament)
- American: 3-0
- Atlantic Sun: 1-0
- Atlantic-10: 1-0
- Big East: 1-1
- Big 10: 2-2
- Big 12: 2-2
- Conference USA: 1-0
- Mid-Eastern Athletic: 1-0
- MVC: 1-2
- Pac-12: 0-1
- Patriot League: 1-0
- Southland: 7-1
- SWAC: 2-0
- Summit League: 2-2
- Sun Belt: 1-1



00

16-17 HIGHS

Points	23 vs. NSU, 12-18-15
FGM	9 vs. NSU, 12-18-15*
FGA	17 vs. Tulsa, 11-30-16
3PM	3 vs. NSU, 12-18-15*
3PA	7 vs. South Dakota, 11-17-16
FTM	8 vs. Butler, 12-7-16
FTA	11 vs. South Dakota, 11-17-16
OREB	5 vs. Butler, 12-7-16
DREB	7 at Missouri State, 12-11-16
REB	9 at Missouri State, 12-11-16*
AST	4 vs. SHSU, 11-11-16
BLK	3 vs. ORU, 12-21-16
STL	3 vs. Butler, 12-7-16
MIN	35 vs. Stetson, 11-21-16

CAREER HIGHS

Points	31, vs. Ole Miss, 1-19-14*
FGM	11, vs. Ole Miss, 1-19-14*
FGA	25, #13/15 Ky, 2-26-15
3PM	5, #13/15 Ky, 2-26-15*
3PA	11, #13/15 Ky, 2-26-15
FTM	9, at Missouri, 1-5-14
FTA	10, Tulsa, 12-14-14*
OREB	5 vs. Butler, 12-7-16*
DREB	10, vs. Auburn, 2-2-14
REB	10, vs. Florida, 1-28-16 OT
AST	13, SHSU, 11-15-15
AST	4 vs. SHSU, 11-11-16*
AST	4, vs. Florida, 1-28-16 OT
BLK	5, Tulsa, 12-14-14*
STL	3 vs. Butler, 12-7-16*
MIN	39, at LSU, 1-21-16*

*Most Recent

MISCELLANEOUS

	2016-17	Career
10+ Pts	12	89
15+ Pts	7	65
20+ Pts	3	23
30+ Pts	-	1
10+ Rebs	-	13
15+ Rebs	-	-
2BL-2BL	-	13
5+ Ast	-	--
Led AR in Pts	9	49
Led AR in Reb	4	30
GP/GS	12/12	103/98

HONORS

- Preseason All-SEC First-Team, '16
- MVP Nugget Classic
- CollegeSportsMadness.com SEC Player of the Week (Dec. 5, 2016)
- All-SEC Second-Team, '14, '15
- **All-SEC First-Team, '16**
- All-SEC Freshman Team, 2014
- AP All-SEC Hon. Mention, 2014
- AP All-SEC Second-Team, 2015
- SEC First-Year Academic HR, 2014
- CSM.com POW, Jan. 18, 2016

NOTES

- Just fourth player in program history named to **First-Team All-SEC** in 2016
- Named to coaches **preseason All-SEC First-Team** in 2016-17
- Twelve games in double figure scoring as a senior
- Scored in double figures in the first quarter against Stetson, Tulsa and Northwestern State
- Nugget Classic MVP in Reno
- Season-best 23 points, including 17 first half points, against Northwestern State
- CollegeSportsMadness.com SEC Player of the Week (Dec. 5)
- Ranked as No. 15 WNBA draft prospect by CollegeSportsMadness.com



JESSICA JACKSON
F | SR | 6-3 | JACKSONVILLE, ARK.

16-17 GAME BY GAME

Opponent	Date	gs	min	Total		3-Pointers		Free throws		Rebounds				Other				pts	avg		
				fg-fga	pct	3fg-fga	pct	ft-fa	pct	off	def	tot	avg	pf	a	t/o	blk			stl	
SAM HOUSTON STATE	11/11/16	*	27	6-14	.429	3-4	.750	5-7	.714	3	5	8	8.0	3	4	0	1	0	20	20.0	
LA-MONROE	11/13/16	*	23	5-14	.357	3-5	.600	0-0	.000	2	4	6	7.0	2	0	2	0	2	13	16.5	
SOUTH DAKOTA	11/17/16	*	30	5-15	.333	2-7	.286	2-11	.182	3	4	7	7.0	0	2	4	0	1	14	15.7	
STETSON	11/21/16	*	35	7-16	.438	2-5	.400	3-4	.750	3	4	7	7.0	3	2	0	1	0	19	16.5	
vs Memphis	11/25/16	*	23	5-9	.556	0-2	.000	2-2	1.000	3	3	6	6.8	2	1	2	1	0	12	15.6	
vs NAVY	11/26/16	*	28	6-15	.400	1-4	.250	4-6	.667	2	0	2	6.0	2	2	4	0	0	17	15.8	
at Tulsa	11/30/16	*	36	9-17	.529	2-6	.333	2-2	1.000	3	6	9	6.4	2	0	2	1	0	22	16.7	
TEXAS TECH	12/03/16	*	31	3-16	.188	1-5	.200	7-10	.700	2	4	6	6.4	1	3	1	1	0	14	16.4	
BUTLER	12/07/16	*	30	5-11	.455	1-3	.333	8-10	.800	5	4	9	6.7	2	1	5	1	3	19	16.7	
at Missouri State	12/11/16	*	27	2-9	.222	1-5	.200	6-6	1.000	2	7	9	6.9	4	0	2	0	0	11	16.1	
NWST	12/18/16	*	33	9-15	.600	3-5	.600	2-2	1.000	3	3	6	6.8	3	1	2	0	0	23	16.7	
ORU	12/21/16	*	37	6-16	.375	1-2	.500	4-4	1.000	1	2	3	6.5	3	1	3	3	2	17	16.8	
Totals			12	360	68-167	.407	20-53	.377	45-64	.703	32	46	78	6.5	27	17	27	9	8	201	16.8

Games played: 12
Minutes/game: 30.0
Points/game: 16.8
FG Pct: 40.7
3FG Pct: 37.7
FT Pct: 70.3

Rebounds/game: 6.5
Assists/game: 1.4
Turnovers/game: 2.3
Assist/turnover ratio: 0.6
Steals/game: 0.7
Blocks/game: 0.8

JACKSON'S CAREER STATISTICS

Season	gp-gs	min/avg	Total		3-Point		F-Throws		Rebounds				Scoring							
			fg-fga	pct	fg-fga	pct	ft-fa	pct	off	def	tot	avg	pf	fo	ast	to	blk	stl	pts	avg
2013-14	30-30	903/30.1	163-385	.423	48-125	.384	111-138	.804	45	136	181	6.0	70	0	40	51	45	24	485	16.2
2014-15	32-29	1032/32.2	161-431	.374	56-163	.344	99-126	.786	61	139	200	6.3	86	2	30	96	33	27	477	14.9
2015-16	29-27	920/31.7	170-418	.407	48-150	.320	89-121	.736	51	132	183	6.3	76	3	30	70	33	15	477	16.4
2016-17	12-12	360/30.0	68-167	.407	20-53	.377	45-64	.703	32	46	78	6.5	27	0	17	27	9	8	201	16.8
TOTAL	103-98	3215/31.2	562-1401	.401	172-491	.350	344-449	.766	189	453	642	6.2	259	5	117	244	120	74	1640	15.9

2

NOTES

- Second-ever McDonald's All-American to join team out of HS
- Missed start of season with illness
- Missed Missouri State with death in family
- First career game with double figure scoring with 10 points against Memphis
- Career-best 11 points in 18 minutes versus Texas Tech in SEC/Big 12 Challenge



AALIYAH WILSON
F | FR | 5-10 | MUSKOGEE, OKLA.

16-17 HIGHS

Points	11 vs. Texas Tech, 12-3-16
FGM	4 vs. Texas Tech, 12-3-16*
FGA	12 vs. Texas Tech, 12-3-16
3PM	2 vs. Texas Tech, 12-3-16*
3PA	4 vs. Tulsa, 11-30-16*
FTM	2 vs. Navy, 11-26-16
FTA	2 vs. Texas Tech, 12-3-16*
OREB	2 vs. Texas Tech, 12-3-16*
DREB	5 vs. Tulsa, 11-30-16
REB	6 vs. Texas Tech, 12-3-16*
AST	4 vs. Navy, 11-26-16*
BLK	1 vs. Texas Tech, 12-3-16*
STL	2 vs. Texas Tech, 12-3-16*
MIN	23 vs. Navy, 11-26-15

*Most Recent

CAREER HIGHS

Points	11 vs. Texas Tech, 12-3-16
FGM	4 vs. Texas Tech, 12-3-16*
FGA	12 vs. Texas Tech, 12-3-16
3PM	2 vs. Texas Tech, 12-3-16*
3PA	4 vs. Tulsa, 11-30-16*
FTM	2 vs. Navy, 11-26-16
FTA	2 vs. Texas Tech, 12-3-16*
OREB	2 vs. Texas Tech, 12-3-16*
DREB	5 vs. Tulsa, 11-30-16
REB	6 vs. Texas Tech, 12-3-16*
AST	4 vs. Navy, 11-26-16*
BLK	1 vs. Texas Tech, 12-3-16*
STL	2 vs. Texas Tech, 12-3-16*
MIN	23 vs. Navy, 11-26-15

*Most Recent

MISCELLANEOUS

	2016-17	Career
10+ Pts	2	2
15+ Pts	-	-
20+ Pts	-	-
10+ Rebs	-	-
15+ Rebs	-	-
Double-Double	-	-
5+ Ast	-	-
Led AR in Pts	-	-
Led AR in Reb	-	-
GP/GS	8/-	8/-

HONORS

• TBA

16-17 GAME BY GAME

Opponent	Date	gs	min	Total		3-Pointers		Free throws		Rebounds				pf	a	t/o	blk	stl	pts	avg
				fg-fga	pct	3fg-fga	pct	ft-fta	pct	off	def	tot	avg							
SAM HOUSTON STATE	11/11/16		dnp	-	-	-	-	-	-	-	-	-	-	-	-	-	-	-	-	-
LA-MONROE	11/13/16		dnp	-	-	-	-	-	-	-	-	-	-	-	-	-	-	-	-	-
SOUTH DAKOTA	11/17/16		dnp	-	-	-	-	-	-	-	-	-	-	-	-	-	-	-	-	-
STETSON	11/21/16	7	1-4	.250	1-1	1.000	0-0	.000	1	2	3	3.0	0	2	0	0	0	0	3	3.0
vs Memphis	11/25/16	20	4-9	.444	2-4	.500	0-0	.000	1	2	3	3.0	3	4	3	0	0	10	6.5	
vs NAVY	11/26/16	23	1-4	.250	1-3	.333	2-2	1.000	2	2	4	3.3	0	4	4	1	2	5	6.0	
at Tulsa	11/30/16	18	1-6	.167	0-4	.000	0-0	.000	1	5	6	4.0	3	0	2	0	0	2	5.0	
TEXAS TECH	12/03/16	18	4-12	.333	2-3	.667	1-2	.500	2	4	6	4.4	1	0	2	1	2	11	6.2	
BUTLER	12/07/16	6	0-2	.000	0-2	.000	0-0	.000	0	1	1	3.8	2	0	3	0	0	0	5.2	
at Missouri State	12/11/16		dnp	-	-	-	-	-	-	-	-	-	-	-	-	-	-	-	-	
NWST	12/18/16	17	0-4	.000	0-3	.000	0-0	.000	0	3	3	3.7	1	5	2	0	0	0	4.4	
ORU	12/21/16	14	0-3	.000	0-0	.000	0-0	.000	0	3	3	3.6	1	0	1	0	1	0	3.9	
Totals		0	123	11-44	.250	6-20	.300	3-4	.750	7	22	29	3.6	11	15	17	2	5	31	3.9

Games played: 8
Minutes/game: 15.4
Points/game: 3.9
FG Pct: 25.0
3FG Pct: 30.0
FT Pct: 75.0

Rebounds/game: 3.6
Assists/game: 1.9
Turnovers/game: 2.1
Assist/turnover ratio: 0.9
Steals/game: 0.6
Blocks/game: 0.3

WILSON'S CAREER STATISTICS

Season	gp-gs	min/avg	Total		3-Point		F-Throws		Rebounds				Scoring							
			fg-fga	pct	fg-fga	pct	ft-fta	pct	off	def	tot	avg	pf	fo	ast	to	blk	stl	pts	avg
2016-17	8-0	123/15.4	11-44	.250	6-20	.300	3-4	.750	7	22	29	3.6	11	0	15	17	2	5	31	3.9
TOTAL	8-0	123/15.4	11-44	.250	6-20	.300	3-4	.750	7	22	29	3.6	11	0	15	17	2	5	31	3.9

3

NOTES

- Opened 2016-17 as a starter
- Eight games with 25+ minutes played
- Posted a career-best with 18 points against Stetson
- Seven games with double digit scoring
- Three games with five or more assists
- Missed ORU game with injury



MALICA MONK
G | SO | 5-5 | N. LITTLE ROCK, ARK.

16-17 HIGHS

Points	18 vs. Stetson, 11-21-16
FGM	6 at Missouri State, 12-11-16*
FGA	16 at Missouri State, 12-11-16
3PM	1 at Missouri State, 12-11-16
3PA	2 at Missouri State, 12-11-16
FTM	6 vs. Stetson, 11-21-16
FTA	6 vs. Stetson, 11-21-16*
OREB	3 vs. ULM, 11-13-16
DREB	4 vs. Tulsa, 11-30-16
REB	5 vs. ULM, 11-13-16
AST	7 vs. Memphis, 11-25-16
BLK	1 vs. ULM, 11-13-16
STL	4 vs. Memphis, 11-25-16
MIN	37 at Missouri State, 12-11-16

CAREER HIGHS

Points	18 vs. Stetson, 11-21-16
FGM	6 at Missouri State, 12-11-16*
FGA	16 at Missouri State, 12-11-16
3PM	1 at Missouri State, 12-11-16
3PA	2 at Missouri State, 12-11-16
FTM	6 vs. Stetson, 11-21-16
FTA	6 vs. Stetson, 11-21-16*
OREB	3 vs. ULM, 11-13-16
DREB	4 vs. Tulsa, 11-30-16
REB	5 vs. ULM, 11-13-16
AST	7 vs. Memphis, 11-25-16
BLK	1 vs. ULM, 11-13-16
STL	4 vs. Memphis, 11-25-16
MIN	37 at Missouri State, 12-11-16

*Most Recent

MISCELLANEOUS

	2016-17	Career
10+ Pts	7	9
15+ Pts	1	2
20+ Pts	-	-
10+ Rebs	-	-
15+ Rebs	-	-
Double-Double	-	-
5+ Ast	3	5
Led AR in Pts	1	1
Led AR in Reb	-	-
GP/GS	11/11	38/16

HONORS

- TBA

16-17 GAME BY GAME

Opponent	Date	gs	min	Total		3-Pointers		Free throws		Rebounds				Scoring							
				fg-fga	pct	3fg-fga	pct	ft-fa	pct	off	def	tot	avg	pf	a	t/o	blk	stl	pts	avg	
SAM HOUSTON STATE	11/11/16	*	27	5-7	.714	0-0	.000	2-2	1.000	0	2	2	2.0	2	3	1	0	2	12	12.0	
LA-MONROE	11/13/16	*	25	2-3	.667	0-0	.000	5-6	.833	3	2	5	3.5	1	2	1	1	3	9	10.5	
SOUTH DAKOTA	11/17/16	*	34	5-10	.500	0-0	.000	2-2	1.000	1	1	2	3.0	3	4	2	0	4	12	11.0	
STETSON	11/21/16	*	36	6-10	.600	0-1	.000	6-6	1.000	0	3	3	3.0	2	5	4	0	1	18	12.8	
vs Memphis	11/25/16	*	21	5-7	.714	0-1	.000	3-4	.750	2	1	3	3.0	1	7	2	0	4	13	12.8	
vs NAVY	11/26/16	*	22	2-2	1.000	0-0	.000	0-0	.000	0	0	0	2.5	5	1	2	0	0	4	11.3	
at Tulsa	11/30/16	*	34	2-6	.333	0-0	.000	2-2	1.000	0	4	4	2.7	3	4	2	0	1	6	10.6	
TEXAS TECH	12/03/16	*	36	5-14	.357	1-2	.500	0-1	.000	1	2	3	2.8	0	4	0	0	3	11	10.6	
BUTLER	12/07/16	*	35	4-8	.500	0-0	.000	3-4	.750	0	2	2	2.7	4	5	1	0	1	11	10.7	
at Missouri State	12/11/16	*	37	6-16	.375	1-2	.500	1-4	.250	2	1	3	2.7	1	2	1	0	1	14	11.0	
NWST	12/18/16	*	10	1-2	.500	0-0	.000	0-0	.000	0	1	1	2.5	1	2	0	0	1	2	10.2	
Totals			11	317	43-85	.506	2-6	.333	24-31	.774	9	19	28	2.5	23	39	16	1	21	112	10.2

Games played: 11
Minutes/game: 28.8
Points/game: 10.2
FG Pct: 50.6
3FG Pct: 33.3
FT Pct: 77.4

Rebounds/game: 2.5
Assists/game: 3.5
Turnovers/game: 1.5
Assist/turnover ratio: 2.4
Steals/game: 1.9
Blocks/game: 0.1


MONK'S CAREER STATISTICS

Season	gp-gs	min/avg	Total		3-Point		F-Throws		Rebounds				Scoring							
			fg-fga	pct	fg-fga	pct	ft-fa	pct	off	def	tot	avg	pf	fo	ast	to	blk	stl	pts	avg
2015-16	27-5	461/17.1	48-136	.353	2-10	.200	12-19	.632	6	23	29	1.1	60	2	47	44	5	23	110	4.1
2016-17	11-11	317/28.8	43-85	.506	2-6	.333	24-31	.774	9	19	28	2.5	23	1	39	16	1	21	112	10.2
TOTAL	38-16	778/20.5	91-221	.412	4-16	.250	36-50	.720	15	42	57	1.5	83	3	86	60	6	44	222	5.8

4

NOTES

- Career-best 16 points in win over Navy
- Seven games with 20+ minutes this year
- Tied career-best with six rebounds versus ULM and again versus South Dakota
- Five double figure scoring games



KEIRYN SWENSON
F | SO | 6-1 | WICHITA, KAN.

16-17 HIGHS

Points	16 vs. Navy, 11-26-16
FGM	7 vs. Navy, 11-26-16
FGA	12 vs. Navy, 11-26-16
3PM	3 vs. Butler, 12-7-16
3PA	3 vs. NSU, 12-18-15*
FTM	3 vs. Texas Tech, 12-3-16
FTA	4 vs. Texas Tech, 12-3-16
OREB	5 vs. South Dakota, 11-17-16
DREB	6 vs. NSU, 12-18-15
REB	9 vs. NSU, 12-18-15
AST	2 vs. NSU, 12-18-15
BLK	2 vs. Butler, 12-7-16
STL	1 vs. Butler, 12-7-16*
MIN	34 vs. Navy, 11-26-16

CAREER HIGHS

Points	16 vs. Navy, 11-26-16
FGM	7 vs. Navy, 11-26-16
FGA	12 vs. Navy, 11-26-16
3PM	3 vs. Butler, 12-7-16
3PA	3 vs. NSU, 12-18-15*
FTM	3 vs. Texas Tech, 12-3-16*
FTA	4 vs. Texas Tech, 12-3-16*
OREB	5 vs. South Dakota, 11-17-16*
DREB	6 vs. NSU, 12-18-15*
REB	9 vs. NSU, 12-18-15
AST	2 vs. NSU, 12-18-15*
BLK	2 vs. Butler, 12-7-16
STL	2, New Orleans, 12-30-15*
MIN	34 vs. Navy, 11-26-16

*Most Recent

MISCELLANEOUS

	2016-17	Career
10+ Pts	4	4
15+ Pts	1	1
20+ Pts	-	-
10+ Rebs	-	-
15+ Rebs	-	-
Double-Double	-	-
5+ Ast	-	-
Led AR in Pts	1	1
Led AR in Reb	-	1
GP/GS	12/0	41/1

HONORS

- SEC First-Year Academic Honor Roll ('16)
- Arkansas Academic Champion (4.00 GPA)
(Fall 2015, Spring 2016)

16-17 GAME BY GAME

Opponent	Date	gs	min	Total		3-Pointers		Free throws		Rebounds					pts	avg					
				fg-fga	pct	3fg-fga	pct	ft-fa	pct	off	def	tot	avg	pf			a	t/o	blk	stl	
SAM HOUSTON STATE	11/11/16		23	2-6	.333	1-3	.333	0-0	.000	0	5	5	5.0	3	1	2	0	1	5	5.0	
LA-MONROE	11/13/16		23	5-7	.714	2-3	.667	1-1	1.000	2	4	6	5.5	0	1	0	1	1	13	9.0	
SOUTH DAKOTA	11/17/16		18	1-3	.333	0-1	.000	1-2	.500	5	1	6	5.7	0	0	0	1	0	3	7.0	
STETSON	11/21/16		20	3-5	.600	2-2	1.000	1-2	.500	1	1	2	4.8	2	0	1	0	1	9	7.5	
vs Memphis	11/25/16		20	4-7	.571	1-2	.500	1-1	1.000	1	1	2	4.2	1	1	0	0	0	10	8.0	
vs NAVY	11/26/16		34	7-12	.583	2-3	.667	0-0	.000	1	2	3	4.0	1	0	0	1	1	16	9.3	
at Tulsa	11/30/16		12	0-2	.000	0-2	.000	0-0	.000	0	2	2	3.7	2	0	0	0	0	0	8.0	
TEXAS TECH	12/03/16		18	2-3	.667	1-1	1.000	3-4	.750	1	4	5	3.9	0	1	1	1	0	8	8.0	
BUTLER	12/07/16		23	6-7	.857	3-3	1.000	0-0	.000	0	3	3	3.8	0	0	1	2	1	15	8.8	
at Missouri State	12/11/16		21	2-3	.667	0-1	.000	1-1	1.000	4	1	5	3.9	2	0	2	2	0	5	8.4	
NWST	12/18/16		25	4-9	.444	1-3	.333	2-2	1.000	3	6	9	4.4	3	2	0	0	0	11	8.6	
ORU	12/21/16		23	0-2	.000	0-1	.000	0-0	.000	1	2	3	4.3	3	0	0	2	0	0	7.9	
Totals			0	260	36-66	.545	13-25	.520	10-13	.769	19	32	51	4.3	17	6	7	10	5	95	7.9

Games played: 12
Minutes/game: 21.7
Points/game: 7.9
FG Pct: 54.5
3FG Pct: 52.0
FT Pct: 76.9

Rebounds/game: 4.3
Assists/game: 0.5
Turnovers/game: 0.6
Assist/turnover ratio: 0.9
Steals/game: 0.4
Blocks/game: 0.8


SWENSON'S CAREER STATISTICS

Season	gp-gs	min/avg	Total		3-Point		F-Throws		Rebounds				Scoring							
			fg-fga	pct	fg-fga	pct	ft-fa	pct	off	def	tot	avg	pf	fo	ast	to	blk	stl	pts	avg
2015-16	29-1	373/12.9	27-84	.321	5-21	.238	19-27	.704	34	34	68	2.3	26	0	7	15	4	10	78	2.7
2016-17	12-0	260/21.7	36-66	.545	13-25	.520	10-13	.769	19	32	51	4.3	17	0	6	7	10	5	95	7.9
TOTAL	41-1	633/15.4	63-150	.420	18-46	.391	29-40	.725	53	66	119	2.9	43	0	13	22	14	15	173	4.2

10

NOTES

- Played in eight games this year
- Career-best nine points in 14 minutes against ULM
- Missed ORU game with injury



KIARA WILLIAMS
F/C | FR | 6-1 | LITTLE ROCK, ARK.

16-17 HIGHS

Points	9 vs. ULM, 11-13-16
FGM	4 vs. ULM, 11-13-16
FGA	6 vs. ULM, 11-13-16
3PM	0
3PA	0
FTM	1 vs. Tulsa, 11-30-16*
FTA	4 vs. ULM, 11-13-16
OREB	2 vs. Memphis, 11-25-16*
DREB	4 vs. Memphis, 11-25-16
REB	6 vs. Memphis, 11-25-16
AST	0
BLK	1 at Missouri State, 12-11-16
STL	1 vs. SHSU, 11-11-16
MIN	14 vs. NSU, 12-18-15*

CAREER HIGHS

Points	9 vs. ULM, 11-13-16
FGM	4 vs. ULM, 11-13-16
FGA	6 vs. ULM, 11-13-16
3PM	0
3PA	0
FTM	1 vs. Tulsa, 11-30-16*
FTA	4 vs. ULM, 11-13-16
OREB	2 vs. Memphis, 11-25-16*
DREB	4 vs. Memphis, 11-25-16
REB	6 vs. Memphis, 11-25-16
AST	0
BLK	1 at Missouri State, 12-11-16
STL	1 vs. SHSU, 11-11-16
MIN	14 vs. NSU, 12-18-15*

*Most Recent

MISCELLANEOUS

	2016-17	Career
10+ Pts	-	-
15+ Pts	-	-
20+ Pts	-	-
10+ Rebs	-	-
15+ Rebs	-	-
Double-Double	-	-
5+ Ast	-	-
Led AR in Pts	-	-
Led AR in Reb	-	-
GP/GS	8/-	8/-

HONORS

• TBA

16-17 GAME BY GAME

Opponent	Date	gs	min	Total		3-Pointers		Free throws		Rebounds				pf	a	t/o	blk	stl	pts	avg
				fg-fga	pct	3fg-fga	pct	ft-fa	pct	off	def	tot	avg							
SAM HOUSTON STATE	11/11/16	5	0-1	.000	0-0	.000	0-0	.000	0	1	1	1.0	0	0	1	0	1	0	0.0	
LA-MONROE	11/13/16	14	4-6	.667	0-0	.000	1-4	.250	2	3	5	3.0	4	0	0	0	0	9	4.5	
SOUTH DAKOTA	11/17/16	dnp	-	-	-	-	-	-	-	-	-	-	-	-	-	-	-	-	-	
STETSON	11/21/16	0	0-0	.000	0-0	.000	0-0	.000	0	0	0	2.0	0	0	0	0	0	0	3.0	
vs Memphis	11/25/16	8	3-4	.750	0-0	.000	0-0	.000	2	4	6	3.0	2	0	0	0	0	6	3.8	
at Tulsa	11/26/16	dnp	-	-	-	-	-	-	-	-	-	-	-	-	-	-	-	-	-	
TEXAS TECH	12/03/16	dnp	-	-	-	-	-	-	-	-	-	-	-	-	-	-	-	-	-	
BUTLER	12/07/16	10	1-1	1.000	0-0	.000	0-0	.000	1	2	3	3.0	2	0	1	0	1	2	3.3	
at Missouri State	12/11/16	12	1-2	.500	0-0	.000	0-2	.000	1	2	3	3.0	1	0	0	1	0	2	3.1	
NWST	12/18/16	14	0-2	.000	0-0	.000	0-2	.000	0	1	1	2.8	4	1	3	1	0	0	2.8	
Totals		0	71	10-18	.556	0-0	.000	2-10	.200	7	15	22	2.8	13	1	5	2	2	22	2.8

Games played: 8
Minutes/game: 8.9
Points/game: 2.8
FG Pct: 55.6
FT Pct: 20.0

Rebounds/game: 2.8
Assists/game: 0.1
Turnovers/game: 0.6
Assist/turnover ratio: 0.2
Steals/game: 0.3
Blocks/game: 0.3

WILLIAMS' CAREER STATISTICS

Season	gp-gs	min/avg	Total		3-Point		F-Throws		Rebounds				Scoring							
			fg-fga	pct	fg-fga	pct	ft-fa	pct	off	def	tot	avg	pf	fo	ast	to	blk	stl	pts	avg
2016-17	8-0	71/8.9	10-18	.556	0-0	.000	2-10	.200	7	15	22	2.8	13	0	1	5	2	2	22	2.8
TOTAL	8-0	71/8.9	10-18	.556	0-0	.000	2-10	.200	7	15	22	2.8	13	0	1	5	2	2	22	2.8

12

NOTES

- Scored career-best 12 points in win over ULM
- Second consecutive game in double figures with 10 points against South Dakota
- Bettered career-best with 13 points in 14 minutes against Navy
- Missed Stetson and Navy games with illness
- Missed Texas Tech, Butler, Missouri State, NSU, ORU after minor surgery



BRIUNNA FREEMAN
G | SO | 5-9 | PELHAM, GA.

16-17 HIGHS

Points	13 vs. Navy, 11-26-16
FGM	5 vs. Navy, 11-26-16*
FGA	7 vs. ULM, 11-13-16
3PM	0
3PA	0
FTM	3 vs. Navy, 11-26-16
FTA	4 vs. Navy, 11-26-16
OREB	3 vs. ULM, 11-13-16
DREB	3 vs. Navy, 11-26-16
REB	4 vs. Navy, 11-26-16*
AST	1 vs. ULM, 11-13-16
BLK	1 vs. Navy, 11-26-16
STL	5 vs. South Dakota, 11-17-16
MIN	24 vs. ULM, 11-13-16

CAREER HIGHS

Points	13 vs. Navy, 11-26-16
FGM	5 vs. Navy, 11-26-16*
FGA	9, at Butler, 12-13-15
3PM	0
3PA	0
FTM	3 vs. Navy, 11-26-16*
FTA	4 vs. Navy, 11-26-16*
OREB	4, at Butler, 12-13-15
DREB	4, at Butler, 12-13-15
REB	8, at Butler, 12-13-15
AST	2, MVSU, 12-28-15*
BLK	1 vs. Navy, 11-26-16*
STL	5 vs. Navy, 11-26-16
MIN	29, at Butler, 12-13-15

*Most Recent

16-17 GAME BY GAME

Opponent	Date	gs	min	Total		3-Pointers		Free throws		Rebounds				pf	a	t/o	blk	stl	pts	avg
				fg-fga	pct	3fg-fga	pct	ft-fta	pct	off	def	tot	avg							
SAM HOUSTON STATE	11/11/16	9	2-3	.667	0-0	.000	2-2	1.000	2	1	3	3.0	2	0	0	0	1	6	6.0	
LA-MONROE	11/13/16	22	5-7	.714	0-0	.000	2-2	1.000	3	1	4	3.5	3	1	1	0	1	12	9.0	
SOUTH DAKOTA	11/17/16	24	4-7	.571	0-0	.000	2-4	.500	0	1	1	2.7	2	0	2	0	5	10	9.3	
STETSON	11/21/16	dnp	-	-	-	-	-	-	-	-	-	-	-	-	-	-	-	-	-	
vs Memphis	11/25/16	dnp	-	-	-	-	-	-	-	-	-	-	-	-	-	-	-	-	-	
vs NAVY	11/26/16	14	5-5	1.000	0-0	.000	3-4	.750	1	3	4	3.0	1	0	2	1	1	13	10.3	
at Tulsa	11/30/16	3	0-1	.000	0-0	.000	0-2	.000	1	0	1	2.6	0	0	1	0	0	0	8.2	
at Missouri State	12/11/16	dnp	-	-	-	-	-	-	-	-	-	-	-	-	-	-	-	-	-	
Totals		0	72	16-23	.696	0-0	.000	9-14	.643	7	6	13	2.6	8	1	6	1	8	41	8.2

Games played: 5
Minutes/game: 14.4
Points/game: 8.2
FG Pct: 69.6
FT Pct: 64.3

Rebounds/game: 2.6
Assists/game: 0.2
Turnovers/game: 1.2
Assist/turnover ratio: 0.2
Steals/game: 1.6
Blocks/game: 0.2

MISCELLANEOUS

10+ Pts	2016-17	Career
15+ Pts	3	3
20+ Pts	-	-
10+ Rebs	-	-
15+ Rebs	-	-
Double-Double	-	-
5+ Ast	-	-
Led AR in Pts	1	1
Led AR in Reb	-	2
GP/GS	5/0	34/3

HONORS

- Arkansas Academic Honor Roll (3.0-3.49 GPA) (Spring 2016)

FREEMAN'S CAREER STATISTICS

Season	gp-gs	min/avg	Total		3-Point		F-Throws		Rebounds				Scoring							
			fg-fga	pct	fg-fga	pct	ft-fta	pct	off	def	tot	avg	pf	fo	ast	to	blk	stl	pts	avg
2015-16	29-3	273/9.4	21-70	.300	0-0	.000	5-15	.333	32	28	60	2.1	46	1	13	21	2	13	47	1.6
2016-17	5-0	72/14.4	16-23	.696	0-0	.000	9-14	.643	7	6	13	2.6	8	0	1	6	1	8	41	8.2
TOTAL	34-3	345/10.1	37-93	.398	0-0	.000	14-29	.483	39	34	73	2.1	54	1	14	27	3	21	88	2.6

14

NOTES

- Member of the SEC Women's Basketball Leadership Council
- Played and started all games as a true freshman
- **SEC Freshman of the Week** honors Nov. 29 recording 18 points, nine rebounds and seven assists in two games
- Posted career-best with 19 points on 9-for-15 shooting versus ORU
- Three games with double figure scoring



JAILYN MASON
PG | FR | 5-9 | MASON, OHIO

16-17 HIGHS

Points	19 vs. ORU, 12-21-16
FGM	9 vs. ORU, 12-21-16
FGA	15 vs. ORU, 12-21-16
3PM	2 vs. S Dakota, 11-17-16
3PA	3 vs. NSU, 12-18-15*
FTM	2 vs. S Dakota, 11-17-16
FTA	2 vs. ORU, 12-21-16*
OREB	4 vs. Texas Tech, 12-3-16
DREB	6 vs. ORU, 12-21-16
REB	9 vs. Texas Tech, 12-3-16
AST	5 vs. Butler, 12-7-16*
BLK	0
STL	3
MIN	40 vs. ORU, 12-21-16

* Most Recent

CAREER HIGHS

Points	19 vs. ORU, 12-21-16
FGM	9 vs. ORU, 12-21-16
FGA	15 vs. ORU, 12-21-16
3PM	2 vs. S Dakota, 11-17-16
3PA	3 vs. NSU, 12-18-15
FTM	2 vs. S Dakota, 11-17-16
FTA	2 vs. ORU, 12-21-16*
OREB	4 vs. Texas Tech, 12-3-16
DREB	6 vs. ORU, 12-21-16
REB	9 vs. Texas Tech, 12-3-16
AST	5 vs. Butler, 12-7-16*
BLK	0
STL	3
MIN	40 vs. ORU, 12-21-16

* Most Recent

MISCELLANEOUS

	2016-17	Career
10+ Pts	3	3
15+ Pts	1	1
20+ Pts	-	-
10+ Rebs	-	-
15+ Rebs	-	-
Double-Double	-	-
5+ Ast	3	3
Led AR in Pts	1	1
Led AR in Reb	-	-
GP/GS	12/12	12/12

HONORS

- SEC Freshman of the Week (Nov. 29)

16-17 GAME BY GAME

Opponent	Date	gs	min	Total		3-Pointers		Free throws		Rebounds				pf	a	t/o	blk	stl	pts	avg	
				fg-fga	pct	3fg-fga	pct	ft-fa	pct	off	def	tot	avg								
SAM HOUSTON STATE	11/11/16	*	36	2-9	.222	1-2	.500	0-0	.000	0	4	4	4.0	1	5	2	0	3	5	5.0	
LA-MONROE	11/13/16	*	18	2-4	.500	0-1	.000	0-0	.000	0	0	0	2.0	4	2	1	0	0	4	4.5	
SOUTH DAKOTA	11/17/16	*	30	3-7	.429	2-3	.667	2-2	1.000	0	2	2	2.0	1	2	0	0	1	10	6.3	
STETSON	11/21/16	*	31	5-10	.500	1-1	1.000	0-1	.000	1	5	6	3.0	1	2	0	0	0	11	7.5	
vs Memphis	11/25/16	*	25	4-7	.571	1-1	1.000	0-0	.000	1	3	4	3.2	3	2	3	0	0	9	7.8	
vs NAVY	11/26/16	*	28	4-7	.571	1-2	.500	0-0	.000	0	5	5	3.5	4	5	1	0	0	9	8.0	
at Tulsa	11/30/16	*	26	4-8	.500	0-0	.000	0-0	.000	1	5	6	3.9	3	2	2	0	0	8	8.0	
TEXAS TECH	12/03/16	*	31	4-8	.500	0-0	.000	1-2	.500	4	5	9	4.5	1	3	1	0	0	9	8.1	
BUTLER	12/07/16	*	34	0-4	.000	0-0	.000	0-0	.000	2	4	6	4.7	0	5	3	0	1	0	7.2	
at Missouri State	12/11/16	*	22	0-6	.000	0-1	.000	0-0	.000	1	2	3	4.5	2	0	0	0	1	0	6.5	
NWST	12/18/16	*	36	3-7	.429	1-3	.333	0-0	.000	2	3	5	4.5	0	3	4	1	3	7	6.5	
ORU	12/21/16	*	40	9-15	.600	0-1	.000	1-2	.500	0	6	6	4.7	2	3	1	0	0	19	7.6	
Totals			12	357	40-92	.435	7-15	.467	4-7	.571	12	44	56	4.7	22	34	18	1	9	91	7.6

Games played: 12
Minutes/game: 29.8
Points/game: 7.6
FG Pct: 43.5
3FG Pct: 46.7
FT Pct: 57.1

Rebounds/game: 4.7
Assists/game: 2.8
Turnovers/game: 1.5
Assist/turnover ratio: 1.9
Steals/game: 0.8
Blocks/game: 0.1

MASON'S CAREER STATISTICS

Season	gp-gs	min/avg	Total		3-Point		F-Throws		Rebounds				Scoring							
			fg-fga	pct	fg-fga	pct	ft-fa	pct	off	def	tot	avg	pf	fo	ast	to	blk	stl	pts	avg
2016-17	12-12	357/29.8	40-92	.435	7-15	.467	4-7	.571	12	44	56	4.7	22	0	34	18	1	9	91	7.6
TOTAL	12-12	357/29.8	40-92	.435	7-15	.467	4-7	.571	12	44	56	4.7	22	0	34	18	1	9	91	7.6

20

NOTES

- Played in three games this year
- Missed NSU, ORU games with injury



SYDNEY STOUT
F | FR | 6-0 | BIXBY, OKLA.

16-17 HIGHS

Points	0
FGM	1 vs. Memphis, 11-25-16
FGA	2 vs. ULM, 11-13-16
3PM	1 vs. Memphis, 11-25-16
3PA	2 vs. ULM, 11-13-16
FTM	0
FTA	0
OREB	0
DREB	1 vs. Memphis, 11-25-16
REB	1 vs. Memphis, 11-25-16
AST	0
BLK	1 vs. ULM, 11-13-16
STL	0
MIN	6 vs. ULM, 11-13-16

* Most Recent

CAREER HIGHS

Points	0
FGM	1 vs. Memphis, 11-25-16
FGA	2 vs. ULM, 11-13-16
3PM	1 vs. Memphis, 11-25-16
3PA	2 vs. ULM, 11-13-16
FTM	0
FTA	0
OREB	0
DREB	1 vs. Memphis, 11-25-16
REB	1 vs. Memphis, 11-25-16
AST	0
BLK	1 vs. ULM, 11-13-16
STL	0
MIN	6 vs. ULM, 11-13-16

* Most Recent

MISCELLANEOUS

	2016-17	Career
10+ Pts	-	-
15+ Pts	-	-
20+ Pts	-	-
10+ Rebs	-	-
15+ Rebs	-	-
Double-Double	-	-
5+ Ast	-	-
Led AR in Pts	-	-
Led AR in Reb	-	-
GP/GS	3/-	3/-

HONORS

• TBA

16-17 GAME BY GAME

Opponent	Date	gs	min	Total		3-Pointers		Free throws		Rebounds				pf	a	t/o	blk	stl	pts	avg
				fg-fga	pct	3fg-fga	pct	ft-fa	pct	off	def	tot	avg							
SAM HOUSTON STATE	11/11/16	3		0-0	.000	0-0	.000	0-0	.000	0	0	0	0.0	0	0	0	0	0	0	0.0
LA-MONROE	11/13/16	6		0-2	.000	0-2	.000	0-0	.000	0	0	0	0.0	1	0	0	1	0	0	0.0
SOUTH DAKOTA	11/17/16	dnp		-	-	-	-	-	-	-	-	-	-	-	-	-	-	-	-	-
STETSON	11/21/16	dnp		-	-	-	-	-	-	-	-	-	-	-	-	-	-	-	-	-
vs Memphis	11/25/16	4		1-1	1.000	1-1	1.000	0-0	.000	0	1	1	0.3	2	0	0	0	0	3	1.0
vs NAVY	11/26/16	dnp		-	-	-	-	-	-	-	-	-	-	-	-	-	-	-	-	-
at Tulsa	11/30/16	dnp		-	-	-	-	-	-	-	-	-	-	-	-	-	-	-	-	-
TEXAS TECH	12/03/16	dnp		-	-	-	-	-	-	-	-	-	-	-	-	-	-	-	-	-
BUTLER	12/07/16	dnp		-	-	-	-	-	-	-	-	-	-	-	-	-	-	-	-	-
at Missouri State	12/11/16	dnp		-	-	-	-	-	-	-	-	-	-	-	-	-	-	-	-	-
NWST	12/18/16	dnp		-	-	-	-	-	-	-	-	-	-	-	-	-	-	-	-	-
Totals		0	13	1-3	.333	1-3	.333	0-0	.000	0	1	1	0.3	3	0	0	1	0	3	1.0

Games played: 3
Minutes/game: 4.3
Points/game: 1.0
FG Pct: 33.3
3FG Pct: 33.3

Rebounds/game: 0.3
Blocks/game: 0.3

STOUT'S CAREER STATISTICS

Season	gp-gs	min/avg	Total		3-Point		F-Throws		Rebounds				Scoring							
			fg-fga	pct	fg-fga	pct	ft-fa	pct	off	def	tot	avg	pf	fo	ast	to	blk	stl	pts	avg
2016-17	3-0	13/4.3	1-3	.333	1-3	.333	0-0	.000	0	1	1	0.3	3	0	0	0	1	0	3	1.0
TOTAL	3-0	13/4.3	1-3	.333	1-3	.333	0-0	.000	0	1	1	0.3	3	0	0	0	1	0	3	1.0

21

NOTES

- Missed first game with a family emergency
- Scored career-best 18 points in road game at Missouri State
- Three of four games before the holiday break with double figures



DEVIN COSPER
G | SR | 5-10 | COFFEYVILLE, KAN.

16-17 HIGHS

Points	18 at Missouri State, 12-11-16
FGM	5 vs. ORU, 12-21-16*
FGA	17 at Missouri State, 12-11-16
3PM	3 at Missouri State, 12-11-16
3PA	7 at Missouri State, 12-11-16
FTM	5 at Missouri State, 12-11-16
FTA	7 at Missouri State, 12-11-16
OREB	1 at Tulsa, 11-30-16
DREB	5 vs. Texas Tech, 12-3-16
REB	5 vs. Texas Tech, 12-3-16
AST	6 vs. ORU, 12-21-16
BLK	1 vs. NSU, 12-18-15*
STL	4 vs. ULM, 11-13-16
MIN	37 vs. ORU, 12-21-16

CAREER HIGHS

Points	18 at Missouri State, 12-11-16
FGM	7, MVSU, 12-28-15
FGA	17 at Missouri State, 12-11-16*
	19, at Auburn, 1-24-16 OT
3PM	3 at Missouri State, 12-11-16*
3PA	9, at Butler, 12-13-15
	9, at Auburn, 1-24-16 OT*
FTM	7, New Orleans, 12-30-15
FTA	8, New Orleans, 12-30-15
OREB	2, MVSU, 12-28-15*
DREB	5 vs. Texas Tech, 12-3-16*
	8, at Auburn, 1-24-16 OT
REB	6, ORU, 12-10-15
	9, at Auburn, 1-24-16 OT
AST	6 vs. ORU, 12-21-16
BLK	3, MVSU, 12-28-15
STL	4 vs. ULM, 11-13-16
MIN	37, at Butler, 12-13-15
	42, at Auburn, 1-24-16 OT

*Most Recent

16-17 GAME BY GAME

Opponent	Date	gs	min	Total		3-Pointers		Free throws		Rebounds				pf	a	t/o	blk	stl	pts	avg
				fg-fga	pct	3fg-fga	pct	ft-fga	pct	off	def	tot	avg							
SAM HOUSTON STATE	11/11/16	dnp	-	-	-	-	-	-	-	-	-	-	-	-	-	-	-	-	-	-
LA-MONROE	11/13/16	18	2-5	.400	0-2	.000	2-2	1.000	0	1	1	1.0	0	5	0	1	4	6	6.0	
SOUTH DAKOTA	11/17/16	6	0-1	.000	0-0	.000	0-0	.000	0	2	2	1.5	0	0	0	0	0	0	3.0	
STETSON	11/21/16	9	0-2	.000	0-2	.000	0-0	.000	0	0	0	1.0	0	1	0	0	0	0	2.0	
vs Memphis	11/25/16	17	4-7	.571	0-3	.000	0-0	.000	0	2	2	1.3	4	2	1	0	0	8	3.5	
vs NAVY	11/26/16	15	1-4	.250	0-2	.000	0-0	.000	0	2	2	1.4	0	3	0	0	2	2	3.2	
at Tulsa	11/30/16	9	0-3	.000	0-1	.000	1-2	.500	1	1	2	1.5	1	0	1	0	0	1	2.8	
TEXAS TECH	12/03/16	11	1-4	.250	0-1	.000	0-0	.000	0	5	5	2.0	0	4	0	0	0	2	2.7	
BUTLER	12/07/16	21	5-9	.556	1-1	1.000	2-4	.500	0	2	2	2.0	0	0	3	0	2	13	4.0	
at Missouri State	12/11/16	30	5-17	.294	3-7	.429	5-7	.714	0	4	4	2.2	2	1	1	0	3	18	5.6	
NWST	12/18/16	21	4-6	.667	1-2	.500	0-0	.000	0	2	2	2.2	0	3	2	1	1	9	5.9	
ORU	12/21/16	* 37	5-14	.357	0-3	.000	0-0	.000	0	3	3	2.3	0	6	2	1	2	10	6.3	
Totals		1	194	27-72	.375	5-24	.208	10-15	.667	1	24	25	2.3	7	25	10	3	14	69	6.3

Games played: 11
Minutes/game: 17.6
Points/game: 6.3
FG Pct: 37.5
3FG Pct: 20.8
FT Pct: 66.7

Rebounds/game: 2.3
Assists/game: 2.3
Turnovers/game: 0.9
Assist/turnover ratio: 2.5
Steals/game: 1.3
Blocks/game: 0.3

MISCELLANEOUS

	2016-17	Career
10+ Pts	3	18
15+ Pts	1	6
20+ Pts	-	1
10+ Rebs	-	-
15+ Rebs	-	-
Double-Double	-	-
5+ Ast	2	3
Led AR in Pts	1	3
Led AR in Reb	-	-
GP/GS	11/1	41/26

HONORS

- SEC First-Year Academic Honor Roll ('16)
- Arkansas Academic Honor Roll (3.0-3.49 GPA) (Fall 2015, Spring 2016)

COSPER'S CAREER STATISTICS

Season	gp-gs	min/avg	Total		3-Point		F-Throws		Rebounds				pf	fo	ast	to	blk	stl	Scoring	
			fg-fga	pct	fg-fga	pct	ft-fga	pct	off	def	tot	avg							pts	avg
2015-16	30-25	792/26.4	97-293	.331	25-104	.240	50-72	.694	16	83	99	3.3	57	0	42	74	5	34	269	9.0
2016-17	11-1	194/17.6	27-72	.375	5-24	.208	10-15	.667	1	24	25	2.3	7	0	25	10	3	14	69	6.3
TOTAL	41-26	986/24.0	124-365	.340	30-128	.234	60-87	.690	17	107	124	3.0	64	0	67	84	8	48	338	8.2

22

NOTES

- Played and started all games this season
- Nine points against Sam Houston State is a career best
- Improved her career-best with 11 points on 4-for-6 shooting at Tulsa



BAILEY ZIMMERMAN
G/F | SO | 6-0 | ST. VINCENT, ARK.

16-17 HIGHS

Points	11 vs. Tulsa, 11-30-16
FGM	4 vs. Tulsa, 11-30-16
FGA	7 at Missouri State, 12-11-16*
3PM	2 vs. Tulsa, 11-30-16*
3PA	5 vs. SHSU, 11-11-16
FTM	4 at Missouri State, 12-11-16
FTA	4 at Missouri State, 12-11-16*
OREB	2 vs. ULM, 11-13-16*
DREB	5 vs. Navy, 11-26-16*
REB	7 vs. Navy, 11-26-16*
AST	3 vs. Butler, 12-7-16*
BLK	1 vs. ORU, 12-21-16*
STL	2 vs. NSU, 12-18-15*
MIN	32 vs. SHSU, 11-11-16

* Most Recent

CAREER HIGHS

Points	11 vs. Tulsa, 11-30-16
FGM	4 vs. Tulsa, 11-30-16
FGA	9 at Butler, 12-13-15
3PM	2 vs. Tulsa, 11-30-16*
3PA	7, at Butler, 12-13-15
FTM	2 vs. South Dakota, 11-17-16*
FTA	4 vs. Butler, 12-7-16
OREB	3 at Butler, 12-13-15*
DREB	5 vs. Navy, 11-26-16*
REB	7 vs. Navy, 11-26-16*
AST	3 vs. Navy, 11-26-16*
BLK	1 vs. ORU, 12-21-16*
STL	2 vs. NSU, 12-18-15*
MIN	32 vs. SHSU, 11-11-16

*Most Recent

MISCELLANEOUS

	2016-17	Career
10+ Pts	-	-
15+ Pts	-	-
20+ Pts	-	-
10+ Rebs	-	-
15+ Rebs	-	-
Double-Double	-	-
5+ Ast	-	-
Led AR in Pts	-	-
Led AR in Reb	-	-
GP/GS	12/12	32/13

HONORS

- Arkansas Athletic Director's List (3.5-3.99 GPA) (Fall 2015)

16-17 GAME BY GAME

Opponent	Date	gs	min	Total		3-Pointers		Free throws		Rebounds				pf	a	t/o	blk	stl	pts	avg	
				fg-fga	pct	3fg-fga	pct	ft-fa	pct	off	def	tot	avg								
SAM HOUSTON STATE	11/11/16	*	32	3-6	.500	2-5	.400	1-2	.500	2	3	5	5.0	1	3	1	0	1	9	9.0	
LA-MONROE	11/13/16	*	18	1-7	.143	0-3	.000	1-2	.500	2	5	7	6.0	0	2	0	0	1	3	6.0	
SOUTH DAKOTA	11/17/16	*	15	2-4	.500	2-3	.667	1-2	.500	2	2	4	5.3	3	1	0	0	0	7	6.3	
STETSON	11/21/16	*	24	2-4	.500	1-3	.333	0-0	.000	0	4	4	5.0	1	1	2	0	0	5	6.0	
vs Memphis	11/25/16	*	22	1-4	.250	1-4	.250	0-0	.000	0	3	3	4.6	2	2	2	0	2	3	5.4	
vs NAVY	11/26/16	*	13	0-1	.000	0-1	.000	0-0	.000	1	6	7	5.0	2	3	1	0	1	0	4.5	
at Tulsa	11/30/16	*	30	4-6	.667	2-3	.667	1-1	1.000	1	3	4	4.9	1	0	2	0	1	11	5.4	
TEXAS TECH	12/03/16	*	24	2-6	.333	1-3	.333	0-0	.000	1	3	4	4.8	2	0	1	1	0	5	5.4	
BUTLER	12/07/16	*	25	1-4	.250	1-3	.333	1-4	.250	1	2	3	4.6	3	3	1	0	1	4	5.2	
at Missouri State	12/11/16	*	31	2-7	.286	0-2	.000	4-4	1.000	3	1	4	4.5	0	2	1	0	2	8	5.5	
NWST	12/18/16	*	26	3-5	.600	0-2	.000	0-2	.000	1	2	3	4.4	1	1	2	0	2	6	5.5	
ORU	12/21/16	*	29	1-4	.250	0-1	.000	1-4	.250	1	5	6	4.5	0	0	1	1	0	3	5.3	
Totals			12	289	22-58	.379	10-33	.303	10-21	.476	15	39	54	4.5	16	18	14	2	11	64	5.3

Games played: 12
Minutes/game: 24.1
Points/game: 5.3
FG Pct: 37.9
3FG Pct: 30.3
FT Pct: 47.6

Rebounds/game: 4.5
Assists/game: 1.5
Turnovers/game: 1.2
Assist/turnover ratio: 1.3
Steals/game: 0.9
Blocks/game: 0.2


ZIMMERMAN'S CAREER STATISTICS

Season	gp-gs	min/avg	Total		3-Point		F-Throws		Rebounds				Scoring							
			fg-fga	pct	fg-fga	pct	ft-fa	pct	off	def	tot	avg	pf	fo	ast	to	blk	stl	pts	avg
2015-16	20-1	174/8.7	6-48	.125	4-33	.121	7-12	.583	12	9	21	1.1	9	0	4	15	2	4	23	1.2
2016-17	12-12	289/24.1	22-58	.379	10-33	.303	10-21	.476	15	39	54	4.5	16	0	18	14	2	11	64	5.3
TOTAL	32-13	463/14.5	28-106	.264	14-66	.212	17-33	.515	27	48	75	2.3	25	0	22	29	4	15	87	2.7

35

NOTES

- Five games with double digit points
- First double double of the season with 10 points and 11 rebounds against Memphis
- Selected to the Nugget Classic All-Tournament Team
- Two games with four blocks (SHSU, Tulsa)
- Career-best four assists against Butler



ALECIA COOLEY
C | SR | 6-4 | EVANSTON, ILL.

16-17 HIGHS

Points	13 vs. ULM, 11-13-16
FGM	5 vs. South Dakota, 11-17-16
FGA	8 vs. South Dakota, 11-17-16*
3PM	0
3PA	0
FTM	7 vs. ULM, 11-13-16
FTA	12 vs. ULM, 11-13-16
OREB	4 at Missouri State, 12-11-16
DREB	8 vs. Memphis, 11-25-16
REB	10 vs. Memphis, 11-25-16
AST	4 vs. Butler, 12-7-16
BLK	4 vs. Tulsa, 11-30-16*
STL	1 vs. ORU, 12-21-16*
MIN	31 vs. Texas Tech, 12-3-16*

*Most Recent

CAREER HIGHS

Points	19, ORU, 12-10-15
FGM	8, ORU, 12-10-15
FGA	10, ORU, 12-10-15
	10, vs. Florida, 1-28-16 OT
FTM	7 vs. ULM, 11-13-16
FTA	12 vs. ULM, 11-13-16
OREB	7, #24 Missouri, 1-17-16
DREB	8 vs. Memphis, 11-25-16
REB	10 vs. Memphis, 11-25-16*
	10, vs. Florida, 1-28-16 OT
AST	4 vs. Butler, 12-7-16
BLK	4 at Tulsa, 11-30-16*
STL	1 vs. ORU, 12-21-16*
	2, at Auburn, 1-24-16 OT
MIN	33, ORU, 12-10-15
	39, at Auburn, 1-24-16 OT

*Most Recent

MISCELLANEOUS

	2016-17	Career
10+ Pts	5	12
15+ Pts	-	2
20+ Pts	-	-
10+ Rebs	1	5
15+ Rebs	-	-
Double-Double	1	4
5+ Ast	-	-
Led AR in Pts	1	4
Led AR in Reb	3	8
GP/GS	12/12	42/40

HONORS

- Arkansas Academic Honor Roll (3.0-3.49 GPA) (Spring 2016)
- Nugget Classic All-Tournament Team

16-17 GAME BY GAME

Opponent	Date	gs	min	Total		3-Pointers		Free throws		Rebounds				pf	a	t/o	blk	stl	pts	avg	
				fg-fga	pct	3fg-fga	pct	ft-fa	pct	off	def	tot	avg								
SAM HOUSTON STATE	11/11/16	*	26	4-8	.500	0-0	.000	4-6	.667	2	3	5	5.0	0	0	2	4	1	12	12.0	
LA-MONROE	11/13/16	*	18	3-5	.600	0-0	.000	7-12	.583	1	5	6	5.5	1	2	1	1	0	13	12.5	
SOUTH DAKOTA	11/17/16	*	31	5-8	.625	0-0	.000	2-2	1.000	1	2	3	4.7	3	1	2	1	0	12	12.3	
STETSON	11/21/16	*	24	1-3	.333	0-0	.000	5-6	.833	3	6	9	5.8	3	3	4	0	1	7	11.0	
vs Memphis	11/25/16	*	26	4-6	.667	0-0	.000	2-2	1.000	3	8	11	6.8	1	2	2	0	0	10	10.8	
vs NAVY	11/26/16	*	18	2-4	.500	0-0	.000	0-0	.000	3	4	7	6.8	0	1	4	0	1	4	9.7	
at Tulsa	11/30/16	*	24	1-6	.167	0-0	.000	2-2	1.000	1	5	6	6.7	0	0	0	4	0	4	8.9	
TEXAS TECH	12/03/16	*	31	3-11	.273	0-0	.000	0-0	.000	3	4	7	6.8	2	0	3	1	1	6	8.5	
BUTLER	12/07/16	*	16	2-3	.667	0-0	.000	0-0	.000	1	3	4	6.4	1	4	1	1	0	4	8.0	
at Missouri State	12/11/16	*	20	2-5	.400	0-0	.000	0-0	.000	4	1	5	6.3	3	1	2	1	0	4	7.6	
NWST	12/18/16	*	18	1-2	.500	0-0	.000	5-6	.833	1	2	3	6.0	1	0	2	2	0	7	7.5	
ORU	12/21/16	*	20	3-6	.500	0-0	.000	5-5	1.000	2	2	4	5.8	0	0	1	0	1	11	7.8	
Totals			12	272	31-67	.463	0-0	.000	32-41	.780	25	45	70	5.8	15	14	24	15	5	94	7.8

Games played: 12
Minutes/game: 22.7
Points/game: 7.8
FG Pct: 46.3
FT Pct: 78.0

Rebounds/game: 5.8
Assists/game: 1.2
Turnovers/game: 2.0
Assist/turnover ratio: 0.6
Steals/game: 0.4
Blocks/game: 1.3

COOLEY'S CAREER STATISTICS

Season	gp-gs	min/avg	Total		3-Point		F-Throws		Rebounds				pf	fo	ast	to	blk	stl	Scoring	
			fg-fga	pct	fg-fga	pct	ft-fa	pct	off	def	tot	avg							pts	avg
2015-16	30-28	699/23.3	74-148	.500	0-0	.000	48-63	.762	50	95	145	4.8	49	2	16	34	11	11	196	6.5
2016-17	12-12	272/22.7	31-67	.463	0-0	.000	32-41	.780	25	45	70	5.8	15	0	14	24	15	5	94	7.8
TOTAL	42-40	971/23.1	105-215	.488	0-0	.000	80-104	.769	75	140	215	5.1	64	2	30	58	26	16	290	6.9

THE LAST TIME ...

// UA scored 110+
110, vs. Providence (11/16/98)
// Scored 100 points at home
100, MVSU, 12-28-13
// Scored 100 points on the road
108, Baylor (3-6-91; SWC Tourn., Dallas, Texas)
// Scored 90 points on the road
91, (91-80 Win in 3OT, 2-10-13, at Alabama)
// Scored 70-79 points on the road
72, vs. Binghamton (at New Mexico) (11-30-13)
// Allowed 100 points
100, #3 Connecticut (11-14-1998)
// Allowed 80+ points
80, No. 5 Mississippi State (1-10-2016)
// Allowed 70-79 points
70, ORU 12-21-16
// Allowed 69-60 points
60, Texas Tech 12-3-16
// Held opponent to 60-50 points
50, Butler, 12-7-16
// Held opponent to 40-49 points
46, ULM, 11-13-16
// Held opponent to 39-30
36, Northwestern State, 12-18-16
// Held opponent under 45 points three cons. games
45, SHSU (11-8-13, W 81-45);
33 ORU (11-13-13, W 91-33);
45, Furman (11-16-13, W, 74-45)
// Held an SEC opponent under 50 points in 3 cons. games
47, Auburn (1-29-15, W, 52-47); 42, Alabama
(2-1-15, W, 53-42); #24/21 Georgia (2-9-15, W, 54-48)
// Held opponent to 29 points or less
23, Binghamton, 11-30-13
// Scored 90-99 points
91 vs. Memphis, 11-25-16
// Scored 80-89 points
86, Mississippi Valley State (12-28-15)
// Scored 70-79 points
70 vs. Navy, 11-26-16
// Scored 60-69 points
60, ORU 12-21-16
// Was held to 50-59
57 at Tulsa, 11-30-16
// Was held to 49-40
48, at Missouri (2-14-16)
// Was held to 39-20
32, at No. 2 South Carolina (1-3-16)
// Was held to 20 or less
N/A
// Held an opponent under 15 points in a half
13, Northwestern State, 12-18-16
// Won an overtime game
91-80 Win in 3OT, 2-10-13, at Alabama
// Lost an overtime game
Florida (71-66), 1-28-16
// Won a double overtime game
73-72, vs. Florida (1-29-12)
// Lost a double overtime game
N/A
// Won a triple overtime game
91-80 Win in 3OT, 2-10-13, at Alabama
// Played consecutive overtime games
1-24-16 at Auburn (lost); 1-28-16 vs Florida (lost)
// Won a regular season tournament
Nugget Classic (Reno, Nev., Nov. 25-26, 2016)
// Made 30-39 field goals
37 vs. Memphis, 11-25-16
// Made 20-29 field goals
24, ORU 12-21-16
// Made 10-19 field goals
17, Ole Miss, 2-28-16
// Held opponent under 15 field goals
14, Northwestern State, 12-18-16

// Made 10 three-point field goals
10, at Auburn (1-24-16)
// Did not make a three point basket (began in 1986)
0-10, at Mississippi State (L 44-47), 2-3-13
// Made 30 free throws
38 at Florida (38-54); (2-22-04)
// Made 15+ Free Throws
16 vs. Stetson, 11-21-16
// Shot 40-49 or better from the field
40.0 (24-60), ORU 12-21-16
// Shot 50-59 or better from the field
51.9 (28-54) vs. Navy, 11-26-16
// Shot 60 percent or better from the field
.600 (36-60) vs. Ole Miss (W, 93-52; 3-3-13)
// Held to less than 40 percent from the field
32.4 (24-74) vs. Texas Tech, 12-3-16
// Held to less than 30 percent from the field
24.1 (18-44) at No. 2 South Carolina (1-3-16)
// Held to less than 20 percent from the field
.182 (10-55) vs. No. 6/7 Tennessee (1-8-12; L, 38-69)
// Allowed opponent to shoot over 50% from the field
56.8 (25-44) vs. South Dakota, 11-17-16
// Held opponent to less than 40% from the field
38.2 (26-68) vs. Texas Tech, 12-3-16
// Held opponent to less than 30% from the field
25.0 (14-56), Northwestern State, 12-18-16
// Held opponent to less than 20% from the field in a single half:
.136 (3-22), First Half, Binghamton, 11-30-13
.200 (5-25), First Half, MVSU, 12-28-13
.200 (5-25), First Half, Grambling State, 12-29-14
// Held opponent under 15% from three-point distance
.143 (2-14) at Tulsa, 11-30-16
// Had 70+ rebounds
74, Mississippi Valley State (11-24-89)
// Had 60-69 rebounds
65, Grambling State, 12-29-14
// Had 50-59 rebounds
52 vs. Texas Tech (12-3-16)
// Had five or more blocked shots in a game
7, ORU 12-21-16
// Had 20 or more assists in a game
22 vs. Memphis, 11-25-16
// Had 20 or more steals in a game
20, ORU (11-13-13)
// Had 15 or more steals in a game
18, Oregon, (11-25-12, W 79-67)
// Had 10 or more steals in a game
10 vs. Butler, 12-7-16
// Had 20 or more turnovers in a game
21 vs. Navy, 11-26-16
// Forced 20 or more turnovers in a game
21 vs. Butler, 12-7-16
// Forced 25 or more Turnovers in a game
20, at Auburn (1-24-16)
// Defeated a ranked team
77-76, #17/16 Iowa (Las Vegas), 12-18-14
54-48, #24/21 Georgia, 2-9-15
57-55, No. 22/25 Northwestern, 3/20/15
67-61, No. 13 Texas A&M, 1-7-16
64-59, No. 13 Tennessee, 1-14-16
64-52, No. 24 Missouri, 1-17-16
// Defeated a ranked team on the road
57-53, at #19/18 LSU, 2-23-14
77-76, #17/16 Iowa (Las Vegas), 12-18-14
// All-time SEC record
129-213 (24 years)
// All-time SEC win streak
8 games (1-15-12: Auburn through 2-15-12: at Auburn)
// All-time SEC home win streak
5 games (1-15-12: Auburn through 2-9-12: S. Carolina)

THE LAST TIME A RAZORBACK PLAYER ...

// Scored 20+ points
23, Jessica Jackson, Northwestern State, 12-18-16
// Scored 25+ points
25, Jessica Jackson vs. No. 13 Tennessee (1-14-16)
// Scored 30+ points
31, Jessica Jackson vs. Ole Miss, 1-19-14
// Scored 20+ points seven times in a season
Jessica Jackson, 2013-14 (22 vs. MTSU, 22 at Missouri, 23 at Florida, 24 at Georgia, 31 vs. Ole Miss, 23 at Kentucky, 25 at LSU)
// Scored 20+ points eight times in a season
Jessica Jackson, 2015-16 (20 vs. SHSU; 24 at SDSU; 29 vs. Tulsa, 22 vs. La.; 22 vs. No. 5 Texas; 20 at No. 5 MSU; 25 vs. #13 Tennessee; 25, vs. Alabama; 20)
// Scored double figures in 12 consecutive games
Jessica Jackson, 11/11/16-present
Jessica Jackson, 2/1/15 - 11-27-15
// Scored 23+ points in three consecutive games
Jessica Jackson (24 at Georgia 1-16-14, 31 vs. Ole Miss 1-19-14, 23 at Kentucky 1-26-14)
// Three players scored double figures in 1 game
Texas Tech (12-3-16) (Jackson, Wilson, Monk)
// Four players scored double figures in 1 game
ORU (12-21-16) (Jackson, Cooley, Mason, Cosper)
// Four players scored doubles figures in a game for 4 consecutive games
12-6-12 - 12-21-12; vs. Kansas, Furman, MVSU, and NSU
// Five players scored double figures in 1 game
vs. Memphis (11-25-16) (Jackson, Wilson, Monk, Swenson, Cooley)
// Made 10+ field goals in a game
10, Melissa Wolff vs. New Orleans (12-30-15)
// Attempted 15-20 field goals in a game
16, Jessica Jackson, ORU 12-21-16
// Attempted 20+ field goals in a game
23, Jessica Jackson vs. No. 5 Texas (1-20-16)
// Attempted 10 free throws in a game
14, Jessica Jackson, Ole Miss, 2-28-16
// Made 5 or more three-pointers in a game
5, Jessica Jackson at #19/18 LSU, 2-23-14
// Attempted 10+ three-pointers in a game
11, Bria Pitts at #19/18 LSU, 2-23-14
// Had 10-14 rebounds
11, Alecia Cooley vs. Memphis, 11-25-16
// Had 15+ rebounds
20, Melissa Wolff, New Orleans, 1-30-15
// Had 10 offensive rebounds - Records go back to 05-06
11, Melissa Wolff vs. New Orleans (1-30-15)
// Had 10 defensive rebounds - Records go back to 05-06
11, Jessica Jackson, LSU (2/22/15)
// Had 10+ assists
10, Jordan Danberry, vs. Alabama, 2-18-16
// Had 10+ assists in consecutive games
Calli Berna (11 vs. No. 10/8 KY 2/7/13 and 11 at UA 2/10/13)
// Had 5+ blocks in a game
(3x) 5, Jessica Jackson (vs. ORU, 11-13-13); (No. 25 Vanderbilt, 2-20-14); (at Tulsa, 12-14-14)
// Had 10 or more blocks in a game
9, Robyn Irwin vs. SMSU, 12-19-88 (school record)
// Had 5 or more steals in a game
5, Brianna Freeman vs. South Dakota (12-16)
// Had a double-double
10/11, Alecia Cooley vs. Memphis, 11-25-16
// Had a double-double in two straight games
2015-16, Jessica Jackson 13/10 vs. SE Louisiana, 11-13-15; 20/13 vs. SHSU, 11-15-15
// Had two players record a double-double
12/10 Alecia Cooley (1-17-16) vs. No. 24 Missouri
11/10 Melissa Wolff (1-17-16) vs. No. 24 Missouri

// Had six double-doubles in a season
Melissa Wolff, 2014-15 (Nicholls, Savannah State, Richmond, Grambling State, Tennessee, Northwestern)
// Had 10+ double-doubles in a season
2006-07, Lauren Ervin (14)
// Had a triple-double
14 pts, 13 reb, 12 asts, Ceira Ricketts vs. Auburn (1-18-2009)



00

JESSICA JACKSON
6-3 | F | SR | Jacksonville, Ark.



2

AALIYAH WILSON
5-10 | G/F | FR | Muskogee, Okla.



3

MALICA MONK
5-5 | G | SO | N. Little Rock, Ark.



4

KEIRYN SWENSON
6-1 | G/F | SO | Wichita, Kan.



10

KIARA WILLIAMS
6-1 | F/C | FR | Little Rock, Ark.



12

BRIUNNA FREEMAN
5-9 | G | SO | Pelham, Ga.



14

JAILYN MASON
5-9 | PG | FR | Mason, Ohio




20

SYDNEY STOUT
6-0 | F | FR | Bixby, Okla.



21

DEVIN COSPER
5-10 | G | JR | Coffeyville, Kan.



22

BAILEY ZIMMERMAN
6-0 | G/F | SO | St. Vincent, Ark.



35

ALECIA COOLEY
6-4 | C | SR | Evanston, Ill.



42

YASMEEN RATLIFF
6-5 | C | FR | Alpharetta, Ga.



HC

JIMMY DYKES
Arkansas, 1985 | 3rd Season



AC

TARI CUMMINGS
Oklahoma State, 2003 | 6th Season



AC

TOMMY DEFFEBEAUGH
Drury College, 1985 | 2nd Season



AC

CHENEL HARRIS
Kent State, 2010 | 1st Season